


(IXa) Statement Showing Shareholding Pattern

Name of the Company: Sea Gold Infrastructure Limited


Scrip Code: 530361

Quarter ended : 30th June 2014

Partly paid up shares:-	No of partly paid-up shares	As a % of total no of partly paid-up shares	As a % of total no of shares of the company
Held By Promoter/Promoters group	Nil	Nil	N.A
Held By Public	Nil	Nil	N.A
Total			
Outsanding convertible securities:-	No of outstanding securities	As a % of total no of outstanding shares	As a % of total no of shares of the company assuming full conversion of the convertible securities
Held By Promoter/Promoters group	Nil	Nil	N.A
Held By Public	Nil	Nil	N.A
Total			
Warrants:-	No of warrants	As a % of total no of warrants	As a % of total no of shares of the company assuming full conversion of the convertible warrants
Held By Promoter/Promoters group	Nil	Nil	N.A
Held By Public	Nil	Nil	N.A
Total			
Total paid-up capital of the company assuming full conversion of warrants and convertible securities	5448240		



Category Code	Category of Shareholder	Number of Share Holders	Total No. of Shares	No. of Equity Shares held in Demat Form	Total Shareholding as a percentage of total number of shares		Shares Pledged or otherwise encumbered	
					As a percentage of A+B	As a percentage of A+B+C	Number of Shares	As a Percentage
A	SHAREHOLDING OF PROMOTERS AND PROMOTER GROUP							
1	Indian Promoters							
(a)	Individuals/Hindu Undivided Family	6	1292410	1195000	23.72	23.72	0	0.00
(b)	Central/State Government (s)	0	0	0	0.00	0.00	0	0.00
(c)	Bodies Corporate	3	2605000	2605000	47.81	47.81	0	0.00
(d)	Financial Institutions/Banks	0	0	0	0.00	0.00	0	0.00
(e)	Any Other (Specify)	0	0	0	0.00	0.00	0	0.00
	Sub-Total (A)(1)	9	3897410	3800000	71.54	71.54	0	0.00
2	Foreign Promoters							
(a)	Individuals (Non Resident Individuals/ Foreign Individuals)	0	0	0	0.00	0.00	0	0.00
(b)	Bodies Corporate	0	0	0	0.00	0.00	0	0.00
(c)	Institutions	0	0	0	0.00	0.00	0	0.00
(d)	Any Other (Specify)	0	0	0	0.00	0.00	0	0.00
	Sub-Total (A)(2)	0	0	0	0.00	0.00	0	0.00
	Total Shareholding of Promoter and Promoter Group A= (A)(1) + (A)(2)	9	3897410	3800000	71.54	71.54	0	0.00
B	PUBLIC SHAREHOLDING							
(1)	Institutions							
(a)	Mutual Funds/UTI	1	7410	0	0.14	0.14	0	0.00
(b)	Financial Institutions/Banks	2	50000	0	0.92	0.92	0	0.00
(c)	Central/State Government(s)	0	0	0	0.00	0.00	0	0.00
(d)	Venture Capital Funds	0	0	0	0.00	0.00	0	0.00
(e)	Insurance Companies	0	0	0	0.00	0.00	0	0.00
(f)	Foreign Institutional Investors	0	0	0	0.00	0.00	0	0.00
(g)	Foreign Venture Capital Investors	0	0	0	0.00	0.00	0	0.00
(h)	Any Other (Specify)	0	0	0	0.00	0.00	0	0.00
	Sub-Total (B)(1)	3	57410	0	1.05	1.05	0	0.00
(2)	Non Institutions							
(a)	Bodies Corporate	12	587310	0	10.78	10.78	0	0.00
(b)	Individuals							
	i Individual Shareholders Holding Nominal Share Capital upto 1 Lakh Rs.	916	133010	560	2.44	2.44	0	0.00
	ii Individual Shareholders Holding Nominal Share Capital in excess of Rs.1 Lakh	6	726870	619820	13.34	13.34	0	0.00
(c)	Any Other (Specify) NRI	50	46230	0	0.85	0.85	0	0.00
	Clearing Member	0	0	0	0.00	0.00	0	0.00
	Sub-Total (B)(2)	984	1493420	620380	27.41	27.41	0	0.00
	Total Public Shareholding (B) = (B)(1)+(B)(2)	987	1550830	620380	28.46	28.46	0	0.00
	Total (A) + (B)	996	5448240	4420380	100.00	100.00	0	0.00
(C)	Shares held by Custodians and against which Depository Receipts have been issued							
(1)	Promoter and Promoters Group	0	0	0	0.00	0.00	0	0.00
(2)	Public	0	0	0	0.00	0.00	0	0.00
	GRAND TOTAL (A) + (B) + (C)	996	5448240	4420380	100.00	100.00	0	0.00



1(b) Statement showing holding of securities (including shares, warrants, convertible securities) of persons belonging to the category "Promotor and Promoter Group"

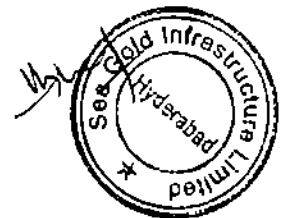
Sl. No	Name of the shareholder	Details of Shares held		Encumbered shares (*)		Details of warrants		Details of convertible		Total shares (including underlying shares assuming full conversion warrants and convertible securities) as a % of diluted share capital (XII)
		No. of Shares held	As a % of Grand Total A+B+C	Number	As a % of grand total A+B+C of sub clause (a)	No of warrants held	As a % total number of warrants of the same class	No of convertible securities held	As a % total no of convertible securities of the same class	
(i)	(ii)	(iii)	(iv)	(v)	(vi)=(iv)/(iii)*100	(viii)	(ix)	(x)	(xi)	(xii)
1	RAJA SEKHAR REDDY MATHURU	105000	1.93	0	0.00	0	0.00	0	0.00	1.93
2	P SANATH KUMAR	20000	0.37	0	0.00	0	0.00	0	0.00	0.37
3	P HARSHAVARDHAN	40010	0.73	0	0.00	0	0.00	0	0.00	0.73
4	J TIRUMALA VENKATA	37400	0.69	0	0.00	0	0.00	0	0.00	0.69
5	PVK ENGINEERS PRIVATE LIMITED	2600000	47.72	0	0.00	0	0.00	0	0.00	47.72
6	PANATI VENKATA KRISHNA REDDY	517000	9.49	0	0.00	0	0.00	0	0.00	9.49
7	PANATI RADHA KRISHNA REDDY	573000	10.52	0	0.00	0	0.00	0	0.00	10.52
	PVK AND PRK TECHNOLOGIES									
8	PRIVATE LIMITED	2500	0.05	0	0.00	0	0.00	0	0.00	0.05
	ANANTHA POWER PROJECTS									
9	PRIVATE LIMITED	2500	0.05	0	0.00	0	0.00	0	0.00	0.05
	Total	3897410	71.54	0	0.00	0	0.00	0	0.00	71.54

(*) The term "encumbrance" has the same meaning as assigned to it in regulation 28(3) of the SAST Regulations, 2011.



1(c)(i) Statement showing holding of securities (including shares, warrants, convertible securities) of persons belonging to the category "Public" and holding more than 1% of the total number of shares

Sl.No	Name of the shareholder	No. of Shares held	As a % of Grand Total (i.e., Grand Total A+B+C Indicated in Statement at para (I)(a) above)	Details of warrants		Details of convertible securities		Total shares (including underlying shares assuming full conversion warrants and convertible securities) as a % of diluted share capital
				No of warrants held	As a % total number of warrants of the same class	No of convertible securities held	% w.r.t total no of convertible securities of the same class	
1	GS ENERGIES PRIVATE LIMITED	305000	5.60	0	0.00	0	0.00	5.60
2	BHAGIRATH POWER PROJECTS PRIVATE LIMITED	175000	3.21	0	0.00	0	0.00	3.21
3	SRI HARSHA CONSULTING ENGINEERS PVT LIMITED	70000	1.28	0	0.00	0	0.00	1.28
4	SAILAJA BHIMAVARAPU	442000	8.11	0	0.00	0	0.00	8.11
5	SIRISHA ADAPA	97000	1.78	0	0.00	0	0.00	1.78
6	RAMI REDDY BHIMAVARAPU	95000	1.74	0	0.00	0	0.00	1.74
7	KOTI REDDY BHIMAVARAPU	66000	1.21	0	0.00	0	0.00	1.21
	Total	1250000	22.94	0	0.00	0	0.00	22.94




1(c)(ii) Statement showing holding of securities (including shares, warrants, convertible securities) of persons (together with PAC) belonging to the category "Public" and holding more than 5% of the total number of shares

Sl.No	Name of the shareholder	No. of Shares held	Shares as a % of Grand total (i.e., Grand Total A+B+C Indicated In Statement at para (1)(a))	Details of warrants		Details of convertible securities		Total shares (including underlying shares assuming full conversion warrants and convertible securities)
				No of warrants held	As a % total number of warrants of the same class	No of convertible securities held	% w.r.t total no of convertible securities of the same class	
1	SAILAJA BHIMAVARAPU	442000	8.11	0	0.00	0	0.00	8.11
2	GS ENERGIES PRIVATE LIMITED	305000	5.60	0	0.00	0	0.00	5.60
	Total	747000	13.71	0	0	0	0	13.71

1) (d) Statement showing details of locked in shares

S. No	Name of the Shareholder	Number of Shares	Shares as a percentage of total number of shares (i.e., Grand Total (A)+(B)+(C) indicated in the Statement at para (1) (a) above)	Category
1	RAJA SEKHAR REDDY MATHURU	105000	1.93	Promoter
2	VENKATA KRISHNA REDDY PANATI	517000	9.49	Promoter
3	RADHA KRISHNA REDDY PANATI	573000	10.52	Promoter
4	P. HARSHAVARDHAN	40010	0.73	Promoter
5	P. SANATH KUMAR	20000	0.37	Promoter
6	J. TIRUMALA VENKATA	37400	0.69	Promoter
7	PVK ENGINEEREERS PRIVATE LIMITED	2600000	47.72	Promoter
8	PVK AND PRK TECHNOLOGIES PRIVATE LIMITED	2500	0.05	Promoter
9	ANANTHA POWER PROJECTS PRIVATE LIMITED	2500	0.05	Promoter
	TOTAL	3897410	71.54	



(II) (a) Statement showing details of Depository Receipts (DRs)

S. No	Type of Outstanding DR (ADRs, GDRs & SDRs etc;)	Number of Outstanding DRs	Number of Shares underlying	Shares underlying outstanding DRs as a Percentage of total number of shares (i.e., Grand Total (A) + (B) + (C) indicated in the Statement at para (1) (a) above)
	NIL	NIL	NIL	NIL
TOTAL				

(II) (b) Statement showing holdings of Depository Receipts (DRs), where underlying shares held by Promoter/Promoter group are in excess of 1% of the total number of shares

Sl. No	Name of the DR Holder Type of outstanding DR (ADRs, GDRs, SDRs etc;)	Number of Shares underlying	Shares underlying outstanding DRs as a Percentage of total number of shares (i.e., Grand Total of (A) + (B) + (C) Indicated in the Statement at para (1) (a) above)
	NIL	NIL	NIL
TOTAL			

