

CLAUSE 35 OF EQUITY LISTING AGREEMENT

(I) (a) Statement Showing Shareholding Pattern

Name of the Company: SEA GOLD INFRASTRUCTURE LIMITED
Scrip Code: 530361

Quarter ended: 30th September 2014

Partly paid-up shares:-	No. of partly paid-up shares	As a % of total no. of partly paid-up Shares	As a % of total no. of shares of the company
Held by promoter/promoter group	0	0	0
Held by public	0	0	0
Total	0	0	0
Outstanding convertible securities:-	No. of outstanding securities	As a % of total no. of outstanding convertible securities	As a % of total no. of shares of the company, assuming full conversion of the convertible securities
Held by promoter/promoter group	0	0	0
Held by public	0	0	0
Total	0	0	0
Warrants:-	No. of warrants	As a % of total no. of warrants	As a % of total no. of shares of the company, assuming full conversion of Warrants
Held by promoter/promoter group	0	0.00	0.00
Held by public	0	0.00	0.00
Total	0	0.00	0.00
Total paid-up capital of the company, assuming full conversion of warrants and convertible securities	,5448240		

Category Code	Category of Shareholder	Number of Share Holders	Total Number of Shares	Number of Shares held in Dematerialized Form	Total Shareholding as a percentage of total Number of Shares		Shares Pledged or otherwise encumbered	
					As a Percentage of (A+B) (VI)	As a Percentage of (A+B+C) (VII)	Number of Shares (VIII)	As a Percentage (IX) = (VIII)/(IV)*100
(I)	(II)	(III)	(IV)	(V)	(VI)	(VII)	(VIII)	(IX)
A	SHAREHOLDING OF PROMOTER AND PROMOTER GROUP							
(1)	Indian Promoters							
(a)	Individuals/Hindu Undivided Family	6	1292410	1272410	23.72	23.72	0	0.00
(b)	Central /State Government (s)	0	0	0	0	0	0	0.00
(c)	Bodies Corporate	3	2605000	2605000	47.81	47.81	0	0.00
(d)	Financial Institutions / Banks	0	0	0	0	0	0	0.00
(e)	Any other (PAC)	0	0	0	0	0	0	0.00
(f)	Others	0	0	0	0	0	0	0.00
	Sub-Total (A)(1)	9	3897410	3877410	71.54	71.54	0	0.00
(2)	Foreign Promoters							
(a)	Individuals (Non Resident Individuals/							
(a)	Foreign Individuals	0	0	0	0.00	0.00	0	0.00
(b)	Bodies Corporate	0	0	0	0.00	0.00	0	0.00
(c)	Institutions	0	0	0	0.00	0.00	0	0.00
(d)	Qualified Foreign Investor	0	0	0	0.00	0.00	0	0.00
(e)	Any Other	0	0	0	0.00	0.00	0	0.00
	Sub-Total (A)(2)	0	0	0	0.00	0.00	0	0.00
	Total Shareholding of Promoter and Promoter Group A=(A)(1) + (A)(2)	9	3897410	3877410	71.54	71.54	0	0
B	PUBLIC SHAREHOLDING							
(1)	Institutions							
(a)	Mutual Funds/UTI	1	7410	0	0.14	0.14	0	0.00
(b)	Financial Institutions/Banks	2	50000	0	0.92	0.92	0	0.00
(c)	Central Government/State Government(s)	0	0	0	0.00	0.00	0	0.00
(d)	Venture Capital Funds	0	0	0	0.00	0.00	0	0.00
(e)	Insurance Companies	0	0	0	0.00	0.00	0	0.00
(f)	Foreign Institutional Investors	0	0	0	0.00	0.00	0	0.00
(g)	Foreign Venture Capital Investors	0	0	0	0.00	0.00	0	0.00
(h)	Qualified Foreign Investor	0	0	0	0.00	0.00	0	0.00


(i)	Any Other	0	0	0	0.00	0.00	0	0.00
	Sub-Total (B)(1)	3	57410	0	1.05	1.05	0	0.00
(2)	Non-institutions							
(a)	Bodies Corporate	12	587310	0	10.78	10.78	0	0.00
(b)	Individuals							
	i Individual Shareholders holding nominal share capital upto Rs. 1 Lakh	915	133010	560	2.44	2.44	0	0.00
	ii Individual Shareholders holding nominal share capital in excess of Rs. 1 Lakh	6	726870	714820	13.34	13.34	0	0.00
(c)	Qualified Foreign Investor-Corporate	0	0	0	0.00	0.00	0	0.00
(d)	CLEARING MEMBER	0	0	0	0.00	0.00	0	0.00
(e)	TRUST	0	0	0	0.00	0.00	0	0.00
(f)	Non Resident Individuals	50	46230	0	0.85	0.85	0	0.00
(g)	Foreign Bodies Corp	0	0	0	0.00	0.00	0	0.00
(h)	Foreign Nation	0	0	0	0.00	0.00	0	0.00
(i)	FPI - Individual	0	0	0	0.00	0.00	0	0.00
(j)	FPI - Corporate	0	0	0	0.00	0.00	0	0.00
	Sub-Total (B)(2)	983	1493420	715380	27.41	27.41	0	0.00
	Total Public Shareholding							
	B=(B)(1)+(B)(2)	986	1550830	715380	28.46	28.46	0	0.00
	Total (A)+(B)	995	5448240	4592790	100.00	100.00	0	0.00
(C)	Shares held by Custodians and against which Depository Receipts have been issued				1			
(1)	Promoter and Prmoter Group	0	0	0	0	0	0	0.00
(2)	Public	0	0	0	0	0	0	0.00
	GRAND TOTAL (A) + (B) + (C)	995	5448240	4592790	100.00	100.00	0	0.00



(i)(b) Statement showing Statement showing holding of securities (including shares, warrants, convertible securities) of persons belonging to the category "Promoter and Promoter Group"

Sl. No.	Name of the shareholder	Details of shares held			Encumbered Shares (*)			Details of Warrants			Details of Convertible Securities			Total Shares (including underlying shares assuming full conversion of warrants and convertible securities) as a % of diluted share capital
		Number of Shares held	As a % of grand total A + B + C	Number	As a % of total shares held (iii)*(iv)	As a % of grand total A + B + C of sub clause (a)	No of warrants held	As a % total number of warrants of the same class	No of convertible securities held	As a % total number of convertible securities of the same class	(xii)			
(i)	(ii)	(iii)	(iv)	(v)	(vi)=(iv)/(iii)*100	(vii)	(viii)	(ix)	(x)	(xi)	(xii)	(xiii)		
1	P SANATH KUMAR	260000	0.37	0	0.00	0.00	0	0.00	0	0.00	0	0.00	0.37	
2	P V K ENGINEERS PVT LTD	2600000	47.72	0	0.00	0.00	0	0.00	0	0.00	0	0.00	47.72	
3	P V K ENGINEERS PVT LTD	2500	0.05	0	0.00	0.00	0	0.00	0	0.00	0	0.00	0.05	
4	ANANTHA POWER PROJECTS PVT LTD	2500	0.05	0	0.00	0.00	0	0.00	0	0.00	0	0.00	0.05	
5	J T V SATYANARAYANA RAO	37400	0.69	0	0.00	0.00	0	0.00	0	0.00	0	0.00	0.69	
6	HARSHAVARDHAN PEDAKALA	40910	0.73	0	0.00	0.00	0	0.00	0	0.00	0	0.00	0.73	
7	RADHAKRISHNA REDDY PANATI	573000	10.52	0	0.00	0.00	0	0.00	0	0.00	0	0.00	10.52	
8	BEKATAKRISHNA REDDY PANATI	517000	9.49	0	0.00	0.00	0	0.00	0	0.00	0	0.00	9.49	
9	MAATHURU RAJASEKHAR REDDY	105000	1.93	0	0.00	0.00	0	0.00	0	0.00	0	0.00	1.93	
	TOTAL	3897410	71.54	0	0.00	0.00	0	0.00	0	0.00	0	0.00	71.54	

(*) The term "encumbrance" has the same meaning as assigned to it in regulation 28(3) of the SAST Regulations, 2011.



Name of the Company: Sea Gold Infrastructure Limited

Scrp Code: 530361

Quarter ended: 30th September 2014

1(c)(i) Statement showing holding of securities (including shares, warrants, convertible securities) of persons belonging to the category "Public" and holding more than 1% of the total number of shares

Sl. No.	Name of the shareholder	No. of shares	Shares as % of Total No. of Shares	Details of Warrants		Details of Convertible		Total Shares (including underlying shares assuming full conversion of warrants and convertible securities) as a % of diluted share capital No. of shares
				No of warrants held	As a % total number of warrants of the same class	No of convertible securities held	% total number of convertible securities of the same class	
1	BHAGIRATH POWER PROJECTS PRIVATE LIMITED	175000	3.21	0	0	0	0	3.21
2	GS ENERGIES PRIVATE LIMITED	305000	5.6	0	0	0	0	5.6
3	SRI HARSHA CONSULTING ENGINEERS PVT LIMITED	70000	1.28	0	0	0	0	1.28
4	SAILAJA BHIMAVARAPU	442000	8.11	0	0	0	0	8.11
5	SIRISHA ADAPA	97000	1.78	0	0	0	0	1.78
6	KOTIREDDY BHIMAVARAPU	66000	1.21	0	0	0	0	1.21
7	RAMI REDDY BHIMAVARAPU	95000	1.74	0	0	0	0	1.74
	TOTAL	1250000	22.94	0	0	0	0	22.94




Name of the Company: Sea Gold Infrastructure Limited

Scrip Code: 530361

Quarter ended: 30th September 2014

1(c)(ii) Statement showing holding of securities (including shares, warrants, convertible securities) of persons (together with PAC) belonging to the category "Public" and holding more than 5% of the total number of shares

Sl. No.	Name of the shareholder	No. of shares	Shares as % of Total No. of Shares	Details of Warrants		Details of Convertible Securities		Total Shares (including underlying shares assuming full conversion of warrants and convertible securities) as a % of diluted share capital No. of shares
				No of warrants held	As a% total number of warrants of the same class	No of convertible securities held	% total number of convertible securities of the same class	
1	GS ENERGIES PRIVATE LIMITED	305000	5.60	0	0	0	0	5.6
2	SAILAJA BHIMAVARAPU	442000	8.11	0	0	0	0	8.11
	TOTAL	747000	13.71	0	0	0	0	13.71



Name of the Company: Sea Gold Infrastructure Limited


Scrip Code: 530361

Quarter ended: 30th September 2014

(1) (d)

Statement showing details of locked in shares

Sl. No.	Name of the shareholder	Number of shares	Shares as a percentage of total number of shares {i.e., Grand Total (A)+(B)+(C) indicated in the Statement at para (1) (a) above}	Category
1	VENKATAKRISHNA REDDY PANATI	517000	9.49	Promoter
2	RADHAKRISHNA REDDY PANATI	573000	10.52	Promoter
3	MATHURU RAJASEKHAR REDDY	105000	1.93	Promoter
4	HARSHAVARDHAN PEDAKALA .	40010	0.73	Promoter
5	J T V SATYANARAYANA RAO .	37400	0.69	Promoter
6	P SANATH KUMAR	20000	0.37	Promoter
7	P V K ENGINEERS PVT LTD	2600000	47.72	Promoter
8	PVK AND PRK TECHNOLOGIES PRIVATE LIMITED	2500	0.05	Promoter
9	ANANTHA POWER PROJECTS PRIVATE LIMITED	2500	0.05	Promoter
	TOTAL	3897410	71.54	




Name of the Company: Sea Gold Infrastructure Limited

Scrip Code: 530361

Quarter ended: 30th September 2014

(II) (a) Statement showing details of Depository Receipts (DRs)

Sl. No.	Type of outstanding DR (ADRs, GDRs, SDRs, etc.)	Number of outstanding DRs	Number of shares underlying outstanding DRs	Shares underlying outstanding DRs as a percentage of total number of shares {i.e., Grand Total (A) + (B) + (C) indicated in the Statement at para (1) (a) above}
1	TOTAL	0	0	0.00
	TOTAL			



Name of the Company: Sea Gold Infrastructure Limited

Scrip Code: 530361

Quarter ended: 30th September 2014

(II)(b) Statement showing Holding of Depository Receipts (DRs), where underlying shares held by promoter / promoter group are in excess of 1% of the total number of shares

Sl. No.	Name of the DR Holder	Type of outstanding DR (ADRs, GDRs, SDRs, etc.)	Number of shares underlying outstanding DRs	Shares underlying outstanding DRs as a Percentage of total number of shares (i.e., Grand Total of (A) + (B) + (c) indicated in the Statement at para (1) (a) above)
1	TOTAL		0	0.00
	TOTAL			

Satish

