

**CLAUSE 35 OF EQUITY LISTING AGREEMENT**


Name of the Company: SEA GOLD INFRASTRUCTURE LIMITED  
Scrip Code: 530361

Quarter ended: 31st December 2014

**(I) (a) Statement Showing Shareholding Pattern**

Partly paid-up shares:-	No. of partly paid-up shares	As a % of total no. of partly paid-up Shares	As a % of total no. of shares of the company
Held by promoter/promoter group	0	0	0
Held by public	0	0	0
<b>Total</b>	0	0	0
Outstanding convertible securities:-	No. of outstanding securities	As a % of total no. of outstanding convertible securities	As a % of total no. of shares of the company, assuming full conversion of the convertible securities
Held by promoter/promoter group	0	0	0
Held by public	0	0	0
<b>Total</b>	0	0	0
Warrants:-	No. of warrants	As a % of total no. of warrants	As a % of total no. of shares of the company, assuming full conversion of Warrants
Held by promoter/promoter group	0	0.00	0.00
Held by public	0	0.00	0.00
<b>Total</b>	0	0.00	0.00
<b>Total paid-up capital of the company, assuming full conversion of warrants and convertible securities</b>	<b>5448240</b>		

Category Code	Category of Shareholder	Number of Share Holders	Total Number of Shares	Number of Shares held in Dematerialized Form	Total Shareholding as a percentage of total Number of Shares		Shares Pledged or otherwise encumbered	
					As a Percentage of (A+B)	As a Percentage of (A+B+C)	Number of Shares	As a Percentage (IX) = (VIII)/(IV)*100
(I)	(II)	(III)	(IV)	(V)	(VI)	(VII)	(VIII)	(IX)
<b>A</b>	<b>Promoter and Promoter Group</b>							
<b>(1)</b>	<b>Indian</b>							
(a)	Individuals/Hindu Undivided Family	6	1292410	1272410	23.72	23.72	0	0.00
(b)	Central Government /State Government (s)	0	0	0	-	-	0	-
(c)	Bodies Corporate	3	2605000	2605000	47.81	47.81	0	-
(d)	Financial Institutions / Banks	0	0	0	-	-	0	-
(e)	Any other(PAC)	0	0	0	-	-	0	0.00
(f)	Others	0	0	0	0.00%	0	0	0
	<b>Sub-Total (A)(1)</b>	<b>9</b>	<b>3897410</b>	<b>3877410</b>	<b>71.54</b>	<b>71.54</b>	<b>0</b>	<b>0.00</b>
<b>(2)</b>	<b>Foreign</b>							
(a)	Individuals (Non Resident Individuals/ Foreign Individuals)	0	0	0	-	-	0	-
(b)	Bodies Corporate	0	0	0	-	-	0	-
(c)	Institutions	0	0	0	-	-	0	-
(d)	Qualified Foreign Investor	0	0	0	-	-	0	-
(e)	Any Other	0	0	0	-	-	0	-
	<b>Sub-Total (A)(2)</b>	<b>0</b>	<b>0</b>	<b>0</b>	<b>-</b>	<b>-</b>	<b>0</b>	<b>-</b>
	<b>Total Shareholding of Promoter and Promoter Group A=(A)(1) + (A)(2)</b>	<b>9</b>	<b>3897410</b>	<b>3877410</b>	<b>71.54</b>	<b>71.54</b>	<b>0</b>	<b>0</b>
<b>B</b>	<b>Public Shareholding</b>							
<b>(1)</b>	<b>Institutions</b>							
(a)	Mutual Funds/UTI	1	7410	0	0.14	0.14	0	-
(b)	Financial Institutions/Banks	2	50000	0	0.92	0.92	0	-
(c)	Central Government/State Government(s)	0	0	0	-	-	0	-



(d)	Venture Capital Funds	0	0	0	-	-	0	-
(e)	Insurance Companies	0	0	0	-	-	0	-
(f)	Foreign Institutional Investors	0	0	0	-	-	0	-
(g)	Foreign Venture Capital Investors	0	0	0	-	-	0	-
(h)	Qualified Foreign Investor	0	0	0	-	-	0	-
(i)	Any Other	0	0	0	-	-	0	-
<b>Sub-Total (B)(1)</b>		<b>3</b>	<b>57410</b>	<b>0</b>	<b>1.05</b>	<b>1.05</b>	<b>0</b>	<b>-</b>
<b>(2)</b>	<b>Non-institutions</b>							
(a)	Bodies Corporate	12	587310	0	10.78	10.78	0	-
(b)	Individuals							
	i Individual Shareholders holding nominal share capital upto Rs. 1 Lakh	915	133010	610	2.44	2.44	0	-
	ii Individual Shareholders holding nominal share capital in excess of Rs. 1 Lakh	8	726870	714820	13.34	13.34	0	-
(c)	Qualified Foreign Investor-Corporate	0	0	0	-	-	0	-
(d)	CLEARING MEMBER	0	0	0	-	-	0	-
(e)	TRUST	0	0	0	-	-	0	-
(f)	Non Resident Individuals	50	46230	0	0.85	0.85	0	-
(g)	Foreign Bodies Corp	0	0	0	-	-	0	-
(h)	Foreign Nation	0	0	0	-	-	0	-
(i)	FPI - Individual	0	0	0	-	-	0	-
(j)	FPI - Corporate	0	0	0	-	-	0	-
<b>Sub-Total (B)(2)</b>		<b>985</b>	<b>1493420</b>	<b>715430</b>	<b>27.41</b>	<b>27.41</b>	<b>0</b>	<b>-</b>
<b>Total Public Shareholding</b>								
<b>B=(B)(1)+(B)(2)</b>		<b>988</b>	<b>1550830</b>	<b>715430</b>	<b>28.46</b>	<b>28.46</b>	<b>0</b>	<b>-</b>
<b>Total (A)+(B)</b>		<b>997</b>	<b>5448240</b>	<b>4592840</b>	<b>100.00</b>	<b>100.00</b>	<b>0</b>	<b>-</b>
<b>(C)</b>	<b>Shares held by Custodians and against which Depository Receipts have been issued</b>							
(1)	Promoter and Prmoter Group	0	0	0	0	0	0	0
(2)	Public	0	0	0	0	0	0	0
<b>GRAND TOTAL (A) + (B) + (C)</b>		<b>997</b>	<b>5448240</b>	<b>4592840</b>	<b>100.00</b>	<b>100.00</b>	<b>0</b>	<b>0</b>




Name of the Company: Sea Gold Infrastructure Limited  
Scrip Code: 530361

Quarter ended: 31st December 2014

(1)(b) Statement showing Statement showing holding of securities (including shares, warrants, convertible securities) of persons belonging to the category "Promoter and Promoter Group"

Sl. No.	Name of the Shareholder	Details of shares held			Shares pledged or encumbered(*)			Details of Warrants			Details of Convertible Securities		Total Shares (including underlying shares assuming full conversion of warrants and convertible securities) as a % of diluted share capital
		Number of Shares held	As a % of grand total (A)+(B)+(C)	Number	As a % of Total Shares Held (III)*100	As a % of grand total (A)+(B)+(C) of sub clause (a)	No of warrants held	As a % total number of warrants of the same class	No of convertible securities held	As a % total number of convertible securities of the same class			
(I)	(II)	(III)	(IV)	(V)	(VI)=(IV)/(III)*100	(VII)	(VIII)	(IX)	(X)	(XI)	(XII)		
1	P SANATH KUMAR	20000	0.37	0	0.00	0.00	0	0.00	0	0.00	0.37		
2	P V K ENGINEERS PRIVATE LIMITED	2600000	47.72	0	0.00	0.00	0	0.00	0	0.00	47.72		
3	PVK AND PRK TECHNOLOGIES PVT LTD	2500	0.05	0	0.00	0.00	0	0.00	0	0.00	0.05		
4	ANANTHA POWER PROJECTS PVT LTD	2500	0.05	0	0.00	0.00	0	0.00	0	0.00	0.05		
5	J T V SATYANARAYANA RAO	37400	0.69	0	0.00	0.00	0	0.00	0	0.00	0.69		
6	HARSHAVARDHAN PEDAKALA	40010	0.73	0	0.00	0.00	0	0.00	0	0.00	0.73		
7	RADHAKRISHNA REDDY PANATI	573000	10.52	0	0.00	0.00	0	0.00	0	0.00	10.52		
8	VENKATAKRISHNA REDDY PANATI	517000	9.49	0	0.00	0.00	0	0.00	0	0.00	9.49		
9	MATHURU RAJASEKHAR REDDY	105000	1.93	0	0.00	0.00	0	0.00	0	0.00	1.93		
	<b>TOTAL</b>	<b>3897410</b>	<b>71.54</b>	<b>0</b>	<b>0.00</b>	<b>0.00</b>	<b>0</b>	<b>0.00</b>	<b>0</b>	<b>0.00</b>	<b>71.54</b>		

(\*) The term "encumbrance" has the same meaning as assigned to it in regulation 28(3) of the SAST Regulations, 2011.




Name of the Company: Sea Gold Infrastructure Limited

Script Code: 530361

Quarter ended: 31st December 2014

1(c)(i) Statement showing holding of securities (including shares, warrants, convertible securities) of persons belonging to the category "Public" and holding more than 1% of the total number of shares

Sl. No.	Name of the shareholder	No. of shares	Shares as % of Total No. of Shares	Details of Warrants		Details of Convertible		Total Shares (including underlying shares assuming full conversion of warrants and convertible securities) as a % of diluted share capital No. of shares
				No of warrants held	As a % total number of warrants of the same class	No of convertible securities held	% total number of convertible securities of the same class	
1	BHAGIRATH POWER PROJECTS PVT LTD	175000	3.21	0	0	0	0	3.21
2	GS ENERGIES PRIVATE LIMITED	305000	5.6	0	0	0	0	5.6
3	SRI HARSHA CONSULTING ENGINEERS PVT LTD	70000	1.28	0	0	0	0	1.28
4	SAILAJA	220000	4.04	0	0	0	0	4.04
5	BHIMAVARAPU KOTIREDDY	66000	1.21	0	0	0	0	1.21
6	GUNDLAPALLY PRASAD	142000	2.61	0	0	0	0	2.61
7	G PRAKASH	80000	1.47	0	0	0	0	1.47
8	VARUN KOTTAM	95000	1.74	0	0	0	0	1.74
9	MUSUNURI AYYAPPA	97000	1.78	0	0	0	0	1.78
	<b>TOTAL</b>	<b>1250000</b>	<b>22.94</b>	<b>0</b>	<b>0</b>	<b>0</b>	<b>0</b>	<b>22.94</b>



Name of the Company: Sea Gold Infrastructure Limited

Scrip Code: 530361

Quarter ended: 31st December 2014

I (c)(ii) Statement showing holding of securities (including shares, warrants, convertible securities) of persons (together with PAC) belonging to the category "Public" and holding more than 5% of the total number of shares

Sl. No.	Name of the shareholder	No. of shares	Shares as % of Total No. of Shares	Details of Warrants		Details of Convertible		Total Shares (including underlying shares assuming full conversion of warrants and convertible securities) as a % of diluted share capital No. of shares
				No of warrants held	As a % total number of warrants of the same class	No of convertible securities held	% total number of convertible securities of the same class	
1	GS ENERGIES PRIVATE LIMITED	305000	5.6	0	0	0	0	5.6
	<b>TOTAL</b>	<b>305000</b>	<b>5.6</b>	<b>0</b>	<b>0</b>	<b>0</b>	<b>0</b>	<b>5.6</b>

*Satish*



Name of the Company: Sea Gold Infrastructure Limited

Scrip Code: 530361

Quarter ended: 31st December 2014

I (d) Statement showing details of locked in shares

Sl. No.	Name of the shareholder	Number of shares	Shares as a percentage of total number of shares {i.e., Grand Total (A)+(B)+(C) indicated in the Statement at para (1) (a) above}	Category
1	VENKATAKRISHNA REDDY PANATI	517000	9.49	Promoter
2	RADHAKRISHNA REDDY PANATI	573000	10.52	Promoter
3	MATHURU RAJASEKHAR REDDY	105000	1.93	Promoter
4	HARSHAVARDHAN PEDA KALA .	40010	0.73	Promoter
5	J T V SATYANARAYANA RAO .	37400	0.69	Promoter
6	P SANATH KUMAR	20000	0.37	Promoter
7	P V K ENGINEERS PRIVATE LIMITED	2600000	47.72	Promoter
8	PVK AND PRK TECHNOLOGIES PRIVATE LIMITED	2500	0.05	Promoter
9	ANANTHA POWER PROJECTS PRIVATE LIMITED	2500	0.05	Promoter
	<b>TOTAL</b>	<b>3897410</b>	<b>71.54</b>	




Name of the Company: Sea Gold Infrastructure Limited

Scrip Code: 530361

Quarter ended: 31st December 2014

II (a) Statement showing details of Depository Receipts (DRs)

Sl. No.	Type of outstanding DR (ADRs, GDRs, SDRs, etc.)	Number of outstanding DRs	Number of shares underlying outstanding DRs	Shares underlying outstanding DRs as a percentage of total number of shares {i.e., Grand Total (A) + (B) + (C) indicated in the Statement at para (1) (a) above}
1	TOTAL	0	0	0.00
	TOTAL			



Name of the Company: Sea Gold Infrastructure Limited

Scrip Code: 530361

Quarter ended: 31st December 2014

II (b) Statement showing Holding of Depository Receipts (DRs), where underlying shares held by promoter / promoter group are in excess of 1% of the total number of shares

Sl. No.	Name of the DR Holder	Type of outstanding DR (ADRs, GDRs, SDRs, etc.)	Number of shares underlying outstanding DRs	Shares underlying outstanding DRs as a Percentage of total number of shares {i.e., Grand Total of (A) + (B) + (c) indicated in the Statement at para (1) (a) above}
1	TOTAL		0	0.00
	TOTAL			

