

(1) (a)


Statement Showing Shareholding Pattern

Name of the Company: SEA GOLD INFRASTRUCTURE LIMITED


Scrip Code: 530361

Quarter ended 31st March 2015


Partly paid-up shares:-	No. of partly paid-up shares	As a % of total no. of partly paid-up Shares	As a % of total no. of shares of the company
Held by promoter/promoter group	0	0	0
Held by public	0	0	0
Total	0	0	0
Outstanding convertible securities:-	No. of outstanding securities	As a % of total no. of outstanding convertible securities	As a % of total no. of shares of the company, assuming full conversion of the convertible securities
Held by promoter/promoter group	0	0	0
Held by public	0	0	0
Total	0	0	0
Warrants:-	No. of warrants	As a % of total no. of warrants	As a % of total no. of shares of the company, assuming full conversion of Warrants
Held by promoter/promoter group	0	0.00	0.00
Held by public	0	0.00	0.00
Total	0	0.00	0.00
Total paid-up capital of the company, assuming full conversion of warrants and convertible securities		5448240	



Category Code	Category of Shareholder	Number of Share Holders	Total Number of Shares	Number of Shares held in Dematerialized Form	Total Shareholding as a percentage of total Number of Shares		Number of Shares	As a Percentage (IX) = (VIII)/(IV)*100
					As a Percentage of (A+B) (VI)	As a Percentage of (A+B+C) (VII)		
(I)	(II)	(III)	(IV)	(V)	(VI)	(VII)	(VIII)	(IX)
A	Promoter and Promoter Group							
(1)	Indian	6	1292410	1272410	23.72	23.72	0	0.00
(a)	Individuals/Hindu Undivided Family							
(b)	Central Government/State Government (s)	0	0	0	-	-	0	-
(c)	Bodies Corporate	3	2605000	2605000	47.81	47.81	0	-
(d)	Financial Institutions / Banks	0	0	0	-	-	0	-
(e)	Any other(PAC)	0	0	0	-	-	0	0.00
(f)	Others	0	0	0	0.00%	0	0	0
	Sub-Total (A)(1)	9	3897410	3877410	71.54	71.54	0	0.00
(2)	Foreign							
(a)	Individuals (Non Resident Individuals/ Foreign Individuals)	0	0	0	-	-	0	-
(b)	Bodies Corporate	0	0	0	-	-	0	-
(c)	Institutions	0	0	0	-	-	0	-
(d)	Qualified Foreign Investor	0	0	0	-	-	0	-
(e)	Any Other	0	0	0	-	-	0	-
	Sub-Total (A)(2)	0	0	0	-	-	0	-
	Total Shareholding of Promoter and Promoter Group A=(A)(1) + (A)(2)	9	3897410	3877410	71.54	71.54	0	0
B	Public Shareholding							
(1)	Institutions	1	7410	0	0.14	0.14	0	-
(a)	Mutual Funds/UTI							
(b)	Financial Institutions/Banks	2	50000	0	0.92	0.92	0	-
(c)	Central Government/State Government	0	0	0	-	-	0	-
(d)	Venture Capital Funds	0	0	0	-	-	0	-
(e)	Insurance Companies	0	0	0	-	-	0	-
(f)	Foreign Institutional Investors	0	0	0	-	-	0	-



(g)	Foreign Venture Capital Investors	0	0	0	0	-	-	0	-
(h)	Qualified Foreign Investor	0	0	0	0	-	-	0	-
(i)	Any Other	0	0	0	0	-	-	0	-
	Sub-Total (B)(1)	3	57410	0	0	1.05	1.05	0	-
(2)	Non-Institutions								
(a)	Bodies Corporate	12	587310	0	0	10.78	10.78	0	-
(b)	Individuals								
	if Individual Shareholders holding nominal share capital upto Rs. 1	916	133060	610	0	2.44	2.44	0	-
	if Individual Shareholders holding nominal share capital in excess of Rs. 1 Lakh	9	726870	714820	0	13.34	13.34	0	-
(c)	Qualified Foreign Investor-Corporate	0	0	0	0	-	-	0	-
(d)	CLEARING MEMBER	0	0	0	0	-	-	0	-
(e)	TRUST	0	0	0	0	-	-	0	-
(f)	Non Resident Individuals	49	46180	0	0	0.85	0.85	0	-
(g)	Foreign Bodies Corp	0	0	0	0	-	-	0	-
(h)	Foreign Nation	0	0	0	0	-	-	0	-
(i)	FPI - Individual	0	0	0	0	-	-	0	-
(j)	FPI - Corporate	0	0	0	0	-	-	0	-
	Sub-Total (B)(2)	986	1493420	715430	0	27.41	27.41	0	-
	Total Public Shareholding								
	B=(B)(1)+(B)(2)	989	1550830	715430	0	28.46	28.46	0	-
	Total (A)+(B)	998	5448240	4592840	0	100.00	100.00	0	-
(C)	Shares held by Custodians and against which Depository Receipts have been issued								
(1)	Promoter and Promoter Group	0	0	0	0	0	0	0	0
(2)	Public	0	0	0	0	0	0	0	0
	GRAND TOTAL (A) + (B) + (C)	998	5448240	4592840	0	100.00	100.00	0	0




(D)(b) Statement showing Shareholding of persons belonging to the category
"Promoter and Promoter Group"

Sl. No.	Name of the shareholder	Total shares held			Shares pledged or otherwise			Details of Warrants			Details of Convertible			Total Shares (including underlying shares assuming full conversion of warrants and convertible securities) as a % of diluted share capital No. of shares
		Number	As a % of grand total (A)+(B)+(C)	Number	% of Total Shares Held	As a % of grand total (A)+(B)+(C)	No of warrant held (VIII)	As a % total number of warrants of the same class	No of convertible securities held	As a % total number of convertible securities of the same class				
1	P SAMANTH KUMAR	20000	0.37	0	0.00	0.00	0	0.00	0	0.00	0	0.00	0.37	
2	P V K ENGINEERS PVT LTD	2600000	47.72	0	0.00	0.00	0	0.00	0	0.00	0	0.00	47.72	
3	PVK AND PRK TECHNOLOGIES PRIVATE LIMITED	2500	0.05	0	0.00	0.00	0	0.00	0	0.00	0	0.00	0.05	
4	ANANTHA POWER PROJECTS PRIVATE LIMITED	2500	0.05	0	0.00	0.00	0	0.00	0	0.00	0	0.00	0.05	
5	J T V SATYANARAYANA RAO	37400	0.69	0	0.00	0.00	0	0.00	0	0.00	0	0.00	0.69	
6	HARSHAVARDHAN PEDAKALA	40010	0.73	0	0.00	0.00	0	0.00	0	0.00	0	0.00	0.73	
7	RADHAKRISHNA REDDY PANATI	573000	10.52	0	0.00	0.00	0	0.00	0	0.00	0	0.00	10.52	
8	VENKATAKRISHNA REDDY PANATI	517000	9.49	0	0.00	0.00	0	0.00	0	0.00	0	0.00	9.49	
9	MATHURU RAJASEKHAR	105000	1.93	0	0.00	0.00	0	0.00	0	0.00	0	0.00	1.93	
	TOTAL	3897410	71.54	0	0.00	0.00	0	0.00	0	0.00	0	0.00	71.54	




(1)(c) Statement showing Shareholding of persons belonging to the category
"Public" and holding more than 1% of the total number of shares

Sl. No.	Name of the shareholder	No. of shares	Shares as % of Total No. of Shares	Details of Warrants		Details of Convertible		Total Shares (including underlying shares assuming full conversion of warrants and convertible securities) as a % of diluted share capital No. of shares
				No of warrants held	As a % total number of warrants of the same class	No of convertible securities held	% of total number of convertible securities of the same class	
1	BHAGIRATH POWER PROJECTS PRIVATE LIMITED	175000	3.21	0	0	0	0	3.21
2	GS ENERGIES PRIVATE LIMITED	305000	5.6	0	0	0	0	5.6
3	SRI HARSHA CONSULTING ENGINEERS PVT LIMITED	70000	1.28	0	0	0	0	1.28
4	GUNDLAPALLY PRASAD .	142000	2.61	0	0	0	0	2.61
5	G PRAKASH .	80000	1.47	0	0	0	0	1.47
6	VARUN KOTTAM .	95000	1.74	0	0	0	0	1.74
7	MUSUNURI AYYAPPA .	97000	1.78	0	0	0	0	1.78
8	SUDARSHAN REDDY VELAVALA .	120000	2.2	0	0	0	0	2.2
9	RAJENDRA VARMA CHEKURI .	100000	1.84	0	0	0	0	1.84
10	PAVAN KUMAR N V S K D .	66000	1.21	0	0	0	0	1.21
	TOTAL	1250000	22.94	0	0	0	0	22.94



(D)(c) Statement showing Shareholding of persons belonging to the category
“Public” and holding more than 5% of the total number of shares

Sl. No.	Name of the shareholder	No. of shares	Shares as % of Total No. of Shares	Details of Warrants		Details of Convertible Securities		Total Shares (including underlying shares assuming full conversion of warrants and convertible securities) as a % of diluted share capital No. of shares
				No of warrants held	As a % total number of warrants of the same class	No of convertible securities held	% total number of convertible securities of the same class	
1	GS ENERGIES PRIVATE LIMITED	305000	5.6	0	0	0	0	5.6
	TOTAL	305000	5.6	0	0	0	0	5.6



(1)(d)

Statement showing details of locked-in shares

Sl. No.	Name of the shareholder	Number of shares	Shares as % of Total No. of Shares	Category
1	VENKATAKRISHNA REDDY PANATI	517000	9.49	Promoter
2	RADHAKRISHNA REDDY PANATI	573000	10.52	Promoter
3	MATHURU RAJASEKHAR REDDY	105000	1.93	Promoter
4	HARSHAVAROHAN PEDAKALA.	40010	0.73	Promoter
5	J T V SATYANARAYANA RAO .	37400	0.69	Promoter
6	P SANATH KUMAR	20000	0.37	Promoter
7	P V K ENGINEERS PVT LTD	2600000	47.72	Promoter
8	PVK AND PRK TECHNOLOGIES PRIVATE LIMITED	2500	0.05	Promoter
9	ANANTHA POWER PROJECTS PRIVATE LIMITED	2500	0.05	Promoter
	TOTAL	3897410	71.55	



(11)(a) Statement showing details of Depository Receipts (DRs)

Sl. No.	Type of outstanding DR (ADRs, GDRs, SDRs, etc.)	Number of outstanding DRs	Number of shares underlying outstanding DRs	Shares underlying outstanding DRs as a percentage of total number of shares
1	TOTAL	0	0	0.00
	TOTAL			



(11)(b) Statement showing Holding of Depository Receipts (DRs), where underlying shares are in excess of 1% of the total number of shares

Sl. No.	Name of the DR Holder	Type of outstanding DR (ADRs, GDRs, SDRs, etc.)	Number of shares underlying outstanding DRs	Shares underlying outstanding DRs as a percentage of total number of shares
1	TOTAL		0	0.00
	TOTAL			

