


(I)(a) **Statement Showing Shareholding Pattern**

Name of the Company: **Sea Gold Infrastructure Limited**


Quarter ended : **30th September 2013**


Scrip Code: **530361**

Partly paid up shares:-	No of partly paid-up shares	As a % of total no of partly paid-up shares	As a % of total no of shares of the company
Held By Promoter/Promoters group	Nil	Nil	N.A
Held By Public	Nil	Nil	N.A
Total			
Outstanding convertible securities:-	No of outstanding securities	As a % of total no of outstanding shares	As a % of total no of shares of the company assuming full conversion of the convertible securities
Held By Promoter/Promoters group	Nil	Nil	N.A
Held By Public	Nil	Nil	N.A
Total			
Warrants:-	No of warrants	As a % of total no of warrants	As a % of total no of shares of the company assuming full conversion of the convertible warrants
Held By Promoter/Promoters group	Nil	Nil	N.A
Held By Public	Nil	Nil	N.A
Total			
Total paid-up capital of the company assuming full conversion of warrants and convertible securities		5448240	



Category Code	Category of Shareholder	Number of Share Holders	Total No. of Shares	No. of Equily Shares held in Demat Form	Total Shareholding as a percentage of total Number of Shares		Shares Pledged or otherwise encumbered	
					As a per centage of A+B	As a per centage of A+B+C	Number of Shares	As a Percentage
A	SHAREHOLDING OF PROMOTERS AND PROMOTER GROUP							
1	Indian Promoters	6	1292410	0	23.72	23.72	0	0.00
(a)	Individuals/Hindu Undivided Family	0	0	0	0.00	0.00	0	0.00
(b)	Central/State Government (s)	3	2605000	0	47.81	47.81	0	0.00
(c)	Bodies Corporate	0	0	0	0.00	0.00	0	0.00
(d)	Financial Institutions/Banks	0	0	0	0.00	0.00	0	0.00
(e)	Any Other (Specify)	0	0	0	0.00	0.00	0	0.00
	Sub-Total (A)(1)	9	3897410	0	71.54	71.53	0	0.00
2	Foreign Promoters	0	0	0	0.00	0.00	0	0.00
(a)	Individuals (Non Resident Individuals/ Foreign Individuals)	0	0	0	0.00	0.00	0	0.00
(b)	Bodies Corporate	0	0	0	0.00	0.00	0	0.00
(c)	Institutions	0	0	0	0.00	0.00	0	0.00
(d)	Any Other (Specify)	0	0	0	0.00	0.00	0	0.00
	Sub-Total (A)(2)	0	0	0	0.00	0.00	0	0.00
	Total Shareholding of Promoter and Promoter Group A= (A)(1) + (A)(2)	9	3897410	0	71.54	71.53	0	0.00
B	PUBLIC SHAREHOLDING							
(1)	Institutions	1	7410	0	0.14	0.14	0	0.00
(a)	Mutual Funds/UTI	2	50000	0	0.92	0.92	0	0.00
(b)	Financial Institutions/Banks	0	0	0	0.00	0.00	0	0.00
(c)	Central/State Government(s)	0	0	0	0.00	0.00	0	0.00
(d)	Venture Capital Funds	0	0	0	0.00	0.00	0	0.00
(e)	Insurance Companies	0	0	0	0.00	0.00	0	0.00
(f)	Foreign Institutional Investors	0	0	0	0.00	0.00	0	0.00
(g)	Foreign Venture Capital Investors	0	0	0	0.00	0.00	0	0.00
(h)	Any Other (Specify)	0	0	0	0.00	0.00	0	0.00
	Sub-Total (B)(1)	3	57410	0	1.05	1.06	0	0.00
(2)	Non Institutions	13	1287310	0	23.63	23.63	0	0.00
(a)	Bodies Corporate	916	133010	0	2.44	2.44	0	0.00
(b)	Individuals	2	26870	0	0.49	0.49	0	0.00
	i Individual Shareholders Holding Nominal Share Capital upto 1 Lakh Rs.							
	ii Individual Shareholders Holding Nominal Share Capital in excess of Rs.1 Lakh							






(c)	Any Other (Specify) NRI Clearing Member	50	46230	0	0	0.85	0.85	0	0.00
	Sub-Total (B)(2)	981	1493420	0	0	27.41	27.41	0	0.00
	Total Public Shareholding (B) = (B)(1)+(B)(2)	984	1550830	0	0	28.46	28.47	0	0.00
	Total (A) + (B)	993	5448240	0	0	100.00	100.00	0	0.00
(C)	Shares held by Custodians and against which Depository Receipts have been issued								
(1)	Promoter and Promoters Group	0	0	0	0	0.00	0.00	0	0.00
(2)	Public	0	0	0	0	0.00	0.00	0	0.00
	GRAND TOTAL (A) + (B) + (C)	993	5448240	0	0	100.00	100.00	0	0.00

Name of the Company: Sea Gold Infrastructure Limited: Quarter ended : 30th September 2013

1(b) Statement showing holding of securities (including shares, warrants, convertible securities) of persons belonging to the category "Promoter and Promoter Group"

Name of the shareholder (II)	Details of Shares held		Encumbered shares (*)			Details of warrants		Details of convertible securities		Total shares (including underlying shares assuming full conversion warrants and convertible securities) as a % of diluted share capital (XII)
	No. of Shares held (III)	As a % of grand total A+B+C (IV)	No. (V)	As a % (VI)=(IV)/(III)*100 (VII)	As a % of grand total A + B + C of sub-clause (a) (VII)	No of warrants held (VIII)	As a % total number of warrants of the same class (IX)	No of convertible securities held (X)	As a % total no of convertible securities of the same class (XI)	
RAJA SEKHAR REDDY MATHURI	105000	1.93	0	0.00	0.00	0	0.00	0	0.00	1.9
P SANATH KUMAR	20000	0.37	0	0.00	0.00	0	0.00	0	0.00	0.3
P HARSHAVARDHAN	40010	0.73	0	0.00	0.00	0	0.00	0	0.00	0.7
J TIRUMALA VENKATAY	37400	0.69	0	0.00	0.00	0	0.00	0	0.00	0.6
PVK ENGINEERS PRIVATE LIMITED	2600000	47.72	0	0.00	0.00	0	0.00	0	0.00	47.7
PANATI VENKATA KRISHNA REDDY	517000	9.49	0	0.00	0.00	0	0.00	0	0.00	9.4
PANAT RADHA KRISHNA REDDY	573000	10.52	0	0.00	0.00	0	0.00	0	0.00	10.5
PVK AND PRK TECHNOLOGIES PRIVATE LIM	2500	0.05	0	0.00	0.00	0	0.00	0	0.00	0.0
ANANTHA POWER PROJECTS PRIVATE LIM	2500	0.05	0	0.00	0.00	0	0.00	0	0.00	0.0
Total	3897410	71.54	0	0.00	0.00	0	0.00	0	0.00	71.5

(*) The term "encumbrance" has the same meaning as assigned to it in regulation 28(3) of the SAST Regulations, 2011.




1(c)(i) Statement showing holding of securities (including shares, warrants, convertible securities) of persons belonging to the category "Public" and holding more than 1% of the total number of shares

Name of the shareholder	No. of Shares held	As a % of grand total (i.e., Grand Total A+B+C indicated in State-ment at para (1)(a) above}	Details of warrants		Details of convertible securities		Total shares (including underlying shares assuming full conversion warrants and convertible securities) as a % of diluted share capital
			No of warrants held	As a % total number of warrant of the same class	No of convertible securities held	% w.r.t total no of convertible securities of the same class	
BEKEM INFRA PROJECTS PRIVATE LTD	700000	12.85	0	0.00	0	0.00	12.85
GS ENERGIES PRIVATE LIMITED	305000	5.60	0	0.00	0	0.00	5.60
BHAGIRATH POWER PROJECTS PVT LTD	175000	3.21	0	0.00	0	0.00	3.21
SRI HARSHA CONSULTING ENGINEERS PVT LIM	70000	1.28	0	0.00	0	0.00	1.28
Total	1250000	22.94	0	0.00	0	0.00	22.94

Name of the Company: Sea Gold Infrastructure Limited Quarter ended : 30th September 2013

1(c)(ii) Statement showing holding of securities (including shares, warrants, convertible securities) of persons (together with PAC) belonging to the category "Public" and holding more than 5% of the total number of shares

Name of the shareholder	No. of Shares held	As a % of grand total (i.e., Grand Total A+B+C indicated in State-ment at para (1)(a) above}	Details of warrants		Details of convertible securities		Total shares (including underlying shares assuming full conversion warrants and convertible securities) as a % of diluted share capital
			No of warrants held	As a % total number of warrant of the same class	No of convertible securities held	% w.r.t total no of convertible securities of the same class	
BEKEM INFRA PROJECTS PRIVATE LTD	700000	12.85	0	0.00	0	0.00	12.85
GS ENERGIES PRIVATE LIMITED	305000	5.60	0	0.00	0	0.00	5.60
Total	1005000	18.45	0	0	0	0	18.45



1) (d) Statement showing details of locked in shares

S. No	Category of Shareholder	Number of Shares	Shares as a percentage of total number of shares {i.e., Grand Total (A)+(B)+C} Indicated in the Statement at para (1) (a) above}	Category
1	RAJA SEKHAR REDDY MATHURI	55000	1.01	Promoter
	TOTAL	55000	1.01	

(II) (a) Statement showing details of Depository Receipts (DRs)

S. No	Type of Outstanding DR (ADRs, GDRs SDRs etc;)	Number of Outstanding DRs	Shares underlying outstanding DRs as a Percentage of total number of shares {i.e., Grand Total (A) + (B) + (C) indicated in the Statement at para (1) (a) above}	
			Number of Shares underlying outstanding DRS	Percentage of total number of shares {i.e., Grand Total (A) + (B) + (C) indicated in the Statement at para (1) (a) above}
	NIL	NIL	NIL	NIL
	TOTAL			

(II) (b) Statement showing holdings of Depository Receipts (DRs), where underlying shares held by Promoter/Promoter group are in excess of 1% of the total number of shares

S. No	Name of the DR Holder Type of outstanding DR (ADRs, GDRs SDRs etc;)	Number of Shares underlying outstanding DRS	Shares underlying outstanding DRs as a Percentage of total number of shares {i.e., Grand Total (A) + (B) + (C) indicated in the Statement at para (1) (a) above}
	NIL	NIL	NIL
	TOTAL		

