

Partly paid-up shares:-	No. of partly paid-up shares	As a % of total no. of partly paid-up Shares	As a % of total no. of shares of the company
Held by promoter/promoter group	0	0.0000	0.0000
Held by public	0	0.0000	0.0000
Total	0	0.0000	0.0000
Outstanding convertible securities:-	No. of outstanding securities	As a % of total no. of outstanding convertible securities	As a % of total no. of shares of the company, assuming full conversion of the convertible securities
Held by promoter/promoter group	0	0.0000	0.0000
Held by public	0	0.0000	0.0000
Total	0	0.0000	0.0000
Warrants:-	No. of warrants	As a % of total no. of warrants	As a % of total no. of shares of the company, assuming full conversion of Warrants
Held by promoter/promoter group	0	0.0000	0.0000
Held by public	0	0.0000	0.0000
Total	0	0.0000	0.0000
Total paid-up capital of the company, assuming full conversion of warrants and convertible securities		5448240	

Category Code	Category of Shareholder	Number of Share Holders	Total Number of Shares	Number of Shares held in Dematerialized Form	Total Shareholding as a percentage of total Number of Shares		Shares Pledged or otherwise encumbered	
					As a Percentage of (A+B)	As a Percentage of (A+B+C)	Number of Shares	As a Percentage [(X)/(Y)*100]
(I)	(II)	(III)	(IV)	(V)	(VI)	(VII)	(VIII)	(IX) = (VIII)/(V)*100
A	Promoter and Promoter Group							
(1)	Indian							
(a)	Individuals/Hindu Undivided Family	7	3892410	0	71.44	71.44	-	0.00
(b)	Central Government /State Government (s)	0	0	0	-	-	0	0.00
(c)	Bodies Corporate	2	5000	0	0.09	0.09	0	0.00
(d)	Financial Institutions / Banks	0	0	0	-	-	0	0.00
(e)	Any other(PAC)	0	0	0	-	-	0	0.00
	Sub-Total (A)(1)	9	3897410	0	71.54	71.54	0	0.00
(2)	Foreign							
(a)	Individuals (Non Resident Individual Foreign Individuals)	0	0	0	0.00	0.00	0	0.00
(b)	Bodies Corporate	0	0	0	0.00	0.00	0	0.00
(c)	Institutions	0	0	0	0.00	0.00	0	0.00
(d)	Any Other	0	0	0	0.00	0.00	0	0.00
	Sub-Total (A)(2)	0	0	0	0.00	0.00	0	0.00
	Total Shareholding of Promoter and Promoter Group A=(A)(1) + (A)(2)	9	3897410	0	71.54	71.54	0	0.00
B	Public Shareholding							
(1)	Institutions							
(a)	Mutual Funds/UTI	1	7410	0	0.14	-	0	0.00
(b)	Financial Institutions/Banks	2	50000	0	0.92	-	0	0.00
(c)	Central Government/State Government	0	0	0	0.00	-	0	0.00
(d)	Venture Capital Funds	0	0	0	0.00	-	0	0.00
(e)	Insurance Companies	0	0	0	0.00	-	0	0.00
(f)	Foreign Institutional Investors	0	0	0	0.01	-	0	0.00
(g)	Foreign Venture Capital Investors	0	0	0	0.00	-	0	0.00
(h)	Any Other	0	0	0	0.00	-	0	0.00
	Sub-Total (B)(1)	3	57410	0	1.05	-	0	0.00
(2)	Non-Institutions							
(a)	Bodies Corporate	9	1287310	0	23.63	-	0	0.00
(b)	Individuals							
	I Individual Shareholders holding nominal share capital upto Rs. 1 Lakh	917	133010	0	2.44	-	0	0.00
	II Individual Shareholders holding nominal share capital in excess of Rs. 1 Lakh	2	28870	0	0.49	-	0	0.00
(c)	CLEARING MEMBER	0	0	0	-	-	0	0.00
(d)	TRUST	0	0	0	-	-	0	0.00
(e)	Non Resident Individuals	50	46230	0	0.85	-	0	0.00
(f)	Foreign Bodies Corp	0	0	0	-	-	0	0.00
(g)	Foreign Nation	0	0	0	-	-	0	0.00
	Sub-Total (B)(2)	978	1493420	0	27.41	0.00	0	0.00
	Total Public Shareholding							
	B=(B)(1)+(B)(2)	981	1550830	0	28.46	-	0	0.00
	Total (A)+(B)	990	5448240	0	0.00	0.00	-	-
(C)	Shares held by Custodians and against which Depository Receipts have been issued							
(1)	Promoter and Promoter Group	0	0	0	0.00	0.00	0	0.00
(2)	Public	0	0	0	0.00	0.00	0	0.00
	GRAND TOTAL (A) + (B) + (C)	990	5448240	0	100.00	-	0	0.00

Satish


(D)(b) Statement showing Shareholding of persons belonging to the category
"Promoter and Promoter Group"


Sl. No	Name of the shareholder	Total shares held		Shares pledged or otherwise encumbered		Details of Warrants		Details of Convertible Securities		Total Shares (including underlying shares assuming full conversion of warrants and convertible securities) as a % of diluted share capital No. of shares
		Number	As a % of grand total (A)+(B)+(C)	Number	% of Total Shares Held	No of warrant held(VIII)	As a % total number of warrants of the same class	No of convertible securities held	As a % total number of convertible securities of the same class	
1	M Rajasekhara Reddy	105000	2.69	0	0.00	0	0	0	0	105000
2	P Sanath Kumar	20000	0.51	0	0.00	0	0	0	0	20000
3	P Harshvardhan	40010	1.03	0	0.00	0	0	0	0	40010
4	J Tirumala Venkata	37400	0.96	0	0.00	0	0	0	0	37400
5	PVK Engineers Private Limited	2600000	66.71	0	0.00	0	0	0	0	2600000
6	P.V.Krishna Reddy	517000	13.27	0	0.00	0	0	0	0	517000
7	Mr.P.Radha Krishna Reddy	573000	14.70	0	0.00	0	0	0	0	573000
8	M/s PRK & PVK Technologies Private Limited	2500	0.06	0	0.00	0	0	0	0	2500
9	M/s Anantha Power Projects Private Limited	2500	0.06	0	0.00	0	0	0	0	2500
	TOTAL :	3897410		0	0	0	0	0	0	147410



(D)(c) Statement showing Shareholding of persons belonging to the category "Public" and holding more than 1% of the total number of shares

Sl. No.	Name of the shareholder	No. of shares	Shares as % of Total No. of Shares	Details of Warrants		Details of Convertible Securities		Total Shares (including underlying shares assuming full)
				No of warrants held	As a % total number of warrants of the	No of convertible securities held	% total number of convertible securities of the	
1	Bhagtrath Power Projects Private Limited	175000	3.21	0	0	0	0	175000
2	GS Energies Private Limited	305000	5.59	0	0	0	0	305000
3	Sri Harsha Consulting Engineers Private Limited	70000	1.28	0	0	0	0	70000
4	Bekem Infra Projects Private Limited	700000	12.84	0	0	0	0	700000
	TOTAL :	1250000	22.92	0	0	0	0	1250000

Handwritten signature




(14) Statement showing Shareholding of persons belonging to the category "Public" and holding more than 5% of the total number of shares

Sl. No.	Name of the shareholder	No. of shares	Shares as % of Total No. of Shares	Details of Warrants		Details of Convertible Securities		Total Shares (including underlying shares assuming full)
				No of warrants held	As a % total number of warrants of the same class	No of convertible securities held	% total number of convertible securities of the	
1	GSS Easwara Praveen Limited	325000	6.69	0	0	0	0.0000	325000
2	Bakem Infra Projects Private Limited	750000	12.94	0	0	0	0.0000	750000
TOTAL		1093000	19.63	0	0	0	0.0000	1093000




(D)(d) Statement showing details of locked-in shares

Sl. No.	Name of the shareholder	Number of shares	Locked-in shares as a percentage of total number of shares {i.e., Grand Total (A)+(B)+(C) indicated in Statement at para (D)(a) above}	Category
1	PVK Engineers Private Limited	2600000	47.72	PROMOTER GROUP
2	Mr. P V Krishna Reddy	517000	9.49	PROMOTER GROUP
3	Mr. P Radha Krishna Reddy	573000	10.52	PROMOTER GROUP
4	Mr. M Rajasekhara Reddy	55000	1.01	PROMOTER GROUP
5	M/s PVK & PRK Technologies Private Limited	2500	0.05	PROMOTER GROUP
6	M/s Anantha Power Projects Private Limited	2500	0.05	PROMOTER GROUP
7	M/s Bhagirath Power Projects Private Limited	175000	3.21	PUBLIC GROUP
8	M/s GS Energies Private Limited	305000	5.60	PUBLIC GROUP
9	M/s Sri Harsha Consulting Engineers Private Lin	70000	1.28	PUBLIC GROUP
10	M/s Bekem Infra Projects Private Limited	700000	12.85	PUBLIC GROUP
	TOTAL	5000000	91.77	



(II)(a) Statement showing details of Depository Receipts (DRs)

Sl. No.	Type of outstanding DR (ADRs, GDRs, SDRs, etc.)	Number of outstanding DRs	Number of shares underlying outstanding DRs	Shares underlying outstanding DRs as a percentage of total number of shares
1			NIL	



(II)(b) Statement showing Holding of Depository Receipts (DRs), where underlying shares are in excess of 1% of the total number of shares

Sl. No.	Name of the DR Holder	Type of outstanding DR (ADRs, GDRs, SDRs, etc.)	Number of shares_x00D_ underlying outstanding DRs	Shares underlying outstanding DRs as a percentage of total number of shares
1			NIL	
	TOTAL			

