

(1)(a)


Statement Showing Shareholding Pattern

Name of the Company: SEAGOLD AQUA FARMS LIMITED

Scrip Code, Name of the Scrip, Class of Security : NSE - / BSE - Equity QUARTER ENDED : 31/12/2011


Partly paid-up shares:-	No. of partly paid-up shares	As a % of total no. of partly paid-up Shares	As a % of total no. of shares of the company
Held by promoter/promoter group	0	0.0000	0.0000
Held by public	0	0.0000	0.0000
Total	0	0.0000	0.0000
Outstanding convertible securities:-	No. of outstanding securities	As a % of total no. of outstanding convertible securities	As a % of total no. of shares of the company, assuming full conversion of the convertible securities
Held by promoter/promoter group	0	0.0000	0.0000
Held by public	0	0.0000	0.0000
Total	0	0.0000	0.0000
Warrants:-	No. of warrants	As a % of total no. of warrants	As a % of total no. of shares of the company, assuming full conversion of Warrants
Held by promoter/promoter group	0	0.0000	0.0000
Held by public	0	0.0000	0.0000
Total	0	0.0000	0.0000
Total paid-up capital of the company, assuming full conversion of warrants and convertible securities		448240	

Category Code	Category of Shareholder	Number of Share Holders	Total Number of Shares	Number of Shares held in Dematerialized Form	Total Shareholding as a percentage of total Number of Shares		Shares Pledged or otherwise encumbered	
					As a Percentage of (A+B)	As a Percentage of (A+B+C)	Number of Shares	As a Percentage (C)/(A+B+C)*100
(I)	(II)	(III)	(IV)	(V)	(VI)	(VII)	(VIII)	(IX)
A	Promoter and Promoter Group							
(1)	Indian							
(a)	Individuals/Hindu Undivided Family	4	147410	0	32.89	32.89	0	0.00
(b)	Central Government /State Government (s)	0	0	0	-	-	0	0.00
(c)	Bodies Corporate	0	0	0	-	-	0	0.00
(d)	Financial Institutions / Banks	0	0	0	-	-	0	0.00
(e)	Any other(PAC)	0	0	0	-	-	0	0.00
	Sub-Total (A)(1)	4	147410	0	32.89	32.89	0	0.00
(2)	Foreign							
(a)	Individuals (Non Resident Individual Foreign Individuals)	0	0	0	0.00	0.00	0	0.00
(b)	Bodies Corporate	0	0	0	0.00	0.00	0	0.00
(c)	Institutions	0	0	0	0.00	0.00	0	0.00
(d)	Any Other	0	0	0	0.00	0.00	0	0.00
	Sub-Total (A)(2)	0	0	0	0.00	0.00	0	0.00
	Total Shareholding of Promoter and Promoter Group A=(A)(1) + (A)(2)	4	147410	0	32.89	32.89	0	0.00
B	Public Shareholding							
(1)	Institutions							
(a)	Mutual Funds/UTI	1	7410	0	1.55	-	0	0.00
(b)	Financial Institutions/Banks	3	64820	0	14.46	-	0	0.00
(c)	Central Government/State Government	0	0	0	0.00	-	0	0.00
(d)	Venture Capital Funds	0	0	0	0.00	-	0	0.00
(e)	Insurance Companies	0	0	0	0.00	-	0	0.00
(f)	Foreign Institutional Investors	0	0	0	0.01	-	0	0.00
(g)	Foreign Venture Capital Investor	0	0	0	0.00	-	0	0.00
(h)	Any Other	0	0	0	0.00	-	0	0.00
	Sub-Total (B)(1)	4	72230	0	15.11	-	0	0.00
(2)	Non-institutions							
(a)	Bodies Corporate	9	37310	0	8.32	-	0	0.00
(b)	Individuals							
	I Individual Shareholders holding nominal share capital upto Rs. 1 Lakh	917	133010	0	29.67	-	0	0.00
	II Individual Shareholders holding nominal share capital in excess of Rs. 1 Lakh	1	12050	0	2.69	-	0	0.00
(c)	CLEARING MEMBER	0	0	0	-	-	0	0.00
(d)	TRUST	0	0	0	-	-	0	0.00
(e)	Non Resident Individuals	50	46230	0	10.31	-	0	0.00
(f)	Foreign Bodies Corp	0	0	0	-	-	0	0.00
(g)	Foreign Nation	0	0	0	-	-	0	0.00
	Sub-Total (B)(2)	977	225600	0	51.00	0.00	0	0.00
	Total Public Shareholding							
	B=(B)(1)+(B)(2)	981	300830	0	67.11	-	0	0.00
	Total (A)+(B)	985	448240	0	100.00	0.00	-	-
(C)	Shares held by Custodians and against which Depository Receipts have been issued							
(1)	Promoter and Promoter Group	0	0	0	0.00	0.00	0	0.00
(2)	Public	0	0	0	0.00	0.00	0	0.00
	GRAND TOTAL (A) + (B) + (C)	985	448240	0	100.00	-	0	0.00




(1)(b) Statement showing Shareholding of persons belonging to the category
"Promoter and Promoter Group"

Sl. No	Name of the shareholder	Total shares held		Shares pledged or otherwise encumbered			Details of Warrants		Details of Convertible Securities		Total Shares (including underlying shares assuming full conversion of warrants and convertible securities) as a % of diluted share capital No. of shares
		Number	As a % of grand total (A)+(B)+(C)	Number	% of Total Shares Held	As a % of grand total (A)+(B)+(C)	No of warrant held(VIII)	As a% total number of warrants of the same class	No of convertible securities held	As a% total number of convertible securities of the same class	
1	M Rajasekhara Reddy	50000	11.15	0	0.00	0.00	0	0	0	0	50000
2	P Sanath Kumar	20000	4.46	0	0.00	0.00	0	0	0	0	20000
3	P Harshvardhan	40010	8.93	0	0.00	0.00	0	0	0	0	40010
4	J Tirumala Venkata	37400	8.34	0	0.00	0.00	0	0	0	0	37400
	TOTAL	147410	32.88	0	0	0	0	0	0	0	147410




(D)(c) Statement showing Shareholding of persons belonging to the category "Public" and holding more than 1% of the total number of shares

Sl. No.	Name of the shareholder	No. of shares	Shares as % of Total No. of Shares	Details of Warrants		Details of Convertible Securities		Total Shares (including underlying shares assuming full)
				No of warrants held	As a% total number of warrants of the	No of convertible securities held	% total number of convertible securities of the	
1	A.P.T.D.C	25000	5.58	0	0	0	0.0000	5.58
2	R.C.T.C	25000	5.58	0	0	0	0.0000	5.58
3	KARNWATI SAFE DEP VA	18530	4.13	0	0	0	0.0000	4.13
4	APIDC VENTURE CAPITA	14820	3.31	0	0	0	0.0000	3.31
5	HARESH J ACHARYA	12050	2.69	0	0	0	0.0000	2.69
6	SRER RAYALASEEMA PC	9880	2.2	0	0	0	0.0000	2.2
7	VIPULA ASHOK KUMAR T	9880	2.2	0	0	0	0.0000	2.2
8	RAMILA BEN DHIRAJLAL	9880	2.2	0	0	0	0.0000	2.2
9	HITENDRA MANILAL T	9880	2.2	0	0	0	0.0000	2.2
10	N SUJHATA	9380	2.09	0	0	0	0.0000	2.09
11	SRIRAMAMURTHY NIMMA	9380	2.09	0	0	0	0.0000	2.09
12	ANIL D MAJITHIA	7900	1.76	0	0	0	0.0000	1.76
13	CANARA CREDIT LIMITEI	7410	1.65	0	0	0	0.0000	1.65
14	PRASAD B R NEERUKON	4760	1.06	0	0	0	0.0000	1.06
15	PRABHUDAS K PATEL	4740	1.06	0	0	0	0.0000	1.06
	TOTAL :	178490	39.82	0	0	0	0.0000	39.82




(D)(e) Statement showing Shareholding of persons belonging to the category "Public" and holding more than 5% of the total number of shares

Sl. No.	Loc of the shareholder	No. of shares	Shares as % of Total No. of Shares	Details of Warrants		Details of Convertible Securities		Total Shares (including underlying shares assuming full)
				No of warrants held	As a% total number of warrants of the same class	No of convertible securities held	% total number of convertible securities of the	
1	A.P.T.C	25000	5.58	0	0	0	0.0000	5.58
2	R.G.T.C	25000	5.58	0	0	0	0.0000	5.58
	TOTAL	50000	11.18	0	0	0	0.0000	11.18




(I)(d) Statement showing details of locked-in shares

Sl. No.	Name of the shareholder	Number of shares	Shares as % of Total No. of Shares	Category
1	M Rajasekhara Reddy	50000	11.15	PROMOTER
2	P Sanath Kumar	20000	4.46	PROMOTER
3	P Harshvardhan	40010	8.93	PROMOTER
4	J Tirumala Venkata	37400	8.34	PROMOTER
	TOTAL :	147410	32.89	



(II)(a) Statement showing details of Depository Receipts (DRs)

Sl. No.	Type of outstanding DR (ADRs, GDRs, SDRs, etc.)	Number of outstanding DRs	Number of shares underlying outstanding DRs	Shares underlying outstanding DRs as a percentage of total number of shares
1			NIL	



(11)(b) Statement showing Holding of Depository Receipts (DRs) where underlying shares are in excess of 1% of the total number of shares.

Sl. No.	Name of the DR Holder	Type of outstanding DR (ADRs, GDRs, SDRs, etc.)	Number of shares_x00D_ underlying outstanding DRs	Shares underlying outstanding DRs as a percentage of total number of shares
1			NIL	
	TOTAL			

