



ANNEXURE - II (2)


| STATEMENT SHOWING SHAREHOLDING PATTERN | | | | | | | | |
|--|--|-----------------------------|------------------------|--|--|----------------------------|--|-----------------|
| Name of the Company : | | SEA GOLD AQUA FARMS LIMITED | | | | | | |
| Scrip Code : 530361 | | Quarter Ended : | | Jun | | | 2009 | |
| Category code | Category of Shareholder | Number of Shareholders | Total number of shares | Number of shares held in dematerialized form | Total shareholding as a percentage of total number of shares | | Shares pledged or otherwise encumbered | |
| | | | | | As a percentage of(A+B) ¹ | As a percentage of (A+B+C) | Number of shares | As a Percentage |
| (A) | Shareholding of Promoter and Promoter Group ² | | | | | | | |
| 1 | Indian | | | | | | | |
| (a) | Individuals/ Hindu Undivided Family | 250 | 1194100 | 0 | 26.64 | 26.64 | 0.00 | 0.00 |
| (b) | Central Government/ State Government(s) | | | | | | 0.00 | 0.00 |
| (c) | Bodies Corporate | 2 | 230000 | 0 | 5.13 | 5.13 | 0.00 | 0.00 |
| (d) | Financial Institutions/ Banks | 0 | 0 | 0 | 0.00 | 0.00 | 0.00 | 0.00 |
| (e) | Any Others(Specify) | 0 | 0 | 0 | 0.00 | 0.00 | 0.00 | 0.00 |
| | Sub Total(A)(1) | 252 | 1424100 | 0 | 31.77 | 31.77 | 0.00 | 0.00 |
| 2 | Foreign | | | | | | | |
| a | Individuals (Non-Residents Individuals/ Foreign Individuals) | 2 | 50000 | 0 | 1.12 | 1.12 | 0.00 | 0.00 |
| b | Bodies Corporate | 0 | 0 | 0 | 0.00 | 0.00 | 0.00 | 0.00 |
| c | Institutions | 0 | 0 | 0 | 0.00 | 0.00 | 0.00 | 0.00 |
| d | Any Others(Specify) | 0 | 0 | 0 | 0.00 | 0.00 | 0.00 | 0.00 |
| | Sub Total(A)(2) | 2 | 50000 | 0 | 1.12 | 1.12 | 0.00 | 0.00 |




| | | | | | | | | |
|------------|--|------------|----------------|----------|--------------|--------------|-------------|-------------|
| | | | | | | | | |
| | Total Shareholding of Promoter and Promoter Group (A)= (A)(1)+(A)(2) | 254 | 1474100 | 0 | 32.89 | 32.89 | 0.00 | 0.00 |
| (B) | Public shareholding | | | | | | | |
| I | Institutions | | | | | | | |
| (a) | Mutual Funds/ UTI | 0 | 0 | 0 | 0.00 | 0.00 | 0.00 | 0.00 |
| (b) | Financial Institutions / Banks | 2 | 500000 | 0 | 11.15 | 11.15 | 0.00 | 0.00 |
| (c) | Central Government/ State Government(s) | | | | | | 0.00 | 0.00 |
| (d) | Venture Capital Funds | 0 | 0 | 0 | 0.00 | 0.00 | 0.00 | 0.00 |
| (e) | Insurance Companies | 0 | 0 | 0 | 0.00 | 0.00 | 0.00 | 0.00 |
| (f) | Foreign Institutional Investors | 0 | 0 | 0 | 0.00 | 0.00 | 0.00 | 0.00 |
| (g) | Foreign Venture Capital Investors | | | | | | | |
| (h) | Any Other (specify) | | | | | | | |
| | Sub-Total (B)(1) | 2 | 500000 | 0 | 11.15 | 0.00 | 0.00 | 0.00 |
| B 2 | Non-Institutions | | | | | | | |
| (a) | Bodies Corporate | 12 | 546700 | 0 | 12.20 | 12.20 | 0.00 | 0.00 |
| (b) | Individuals | | | | | | | |
| I | Individuals -i. Individual shareholders holding nominal share capital up to Rs 1 | 911 | 1173400 | 0 | 26.18 | 26.18 | 0.00 | 0.00 |
| II | ii. Individual shareholders holding nominal share capital in excess of Rs. 1 lakh. | 6 | 325900 | 0 | 7.27 | 7.27 | 0.00 | 0.00 |
| (c) | Any Other (specify) | 0 | 0 | 0 | 0.00 | 0.00 | 0.00 | 0.00 |
| (c-i) | Overseas Corporate Bodies | 0 | 0 | 0 | 0.00 | 0.00 | 0.00 | 0.00 |
| (c-ii) | Non Resident Indians | 50 | 462300 | 0 | 10.31 | 10.31 | 0.00 | 0.00 |
| (c-iii) | Trusts | 0 | 0 | 0 | 0.00 | 0.00 | 0.00 | 0.00 |
| (c-iv) | Clearing Members | 0 | 0 | 0 | 0.00 | 0.00 | 0.00 | 0.00 |




| | | | | | | | | |
|-----|---|------|---------|---|--------|--------|------|------|
| | Sub-Total (B)(2) | 979 | 2508300 | 0 | 55.96 | 55.96 | 0.00 | 0.00 |
| (B) | Total Public Shareholding (B)= (B)(1)+(B)(2) | 981 | 3008300 | 0 | 67.11 | 67.11 | 0.00 | 0.00 |
| | | | | | 0.00 | 0.00 | 0.00 | 0.00 |
| | TOTAL (A)+(B) | 1235 | 4482400 | 0 | 100.00 | 100.00 | 0.00 | 0.00 |
| (C) | Shares held by Custodians and against which Depository Receipts have been issued | 0 | 0 | 0 | 0.00 | 0.00 | 0.00 | 0.00 |
| | GRAND TOTAL (A)+(B)+(C) | 1235 | 4482400 | 0 | 100 | 100 | 0.00 | 0.00 |




| (I)(b) Statement showing Shareholding of persons belonging to the category | | | |
|--|-------------------------|------------------|--|
| "Promoter and Promoter Group" | | | |
| Sr. No. | Name of the shareholder | Number of shares | Shares as a percentage of total number of shares (i.e., Grand Total (A)+(B)+(C) indicated in Statement at para (I)(a) above) |
| 1 | V Thapovardhan | 20000 | 0.45% |
| 2 | N Padma | 25000 | 0.56% |
| 3 | V Jagannadha Rao | 5000 | 0.11% |
| 4 | V Neeraja | 5000 | 0.11% |
| 5 | U Ankalu | 5000 | 0.11% |
| 6 | G Sitalakshmi | 2500 | 0.06% |
| 7 | M Achaiah Chowdary | 5100 | 0.11% |
| 8 | M Radhakrishna Chowdary | 2500 | 0.06% |
| 9 | B Uma Maheswara Rao | 5000 | 0.11% |
| 10 | M Bala | 5000 | 0.11% |
| 11 | M Satyanarayana | 8500 | 0.19% |
| 12 | M Satyamma | 5500 | 0.12% |
| 13 | M Pattabhi | 5900 | 0.13% |
| 14 | V Nivedita | 7000 | 0.16% |
| 15 | V Mahita | 6500 | 0.15% |
| 16 | V Venkata Koteswara Rao | 7500 | 0.17% |
| 17 | U Satemma | 3200 | 0.07% |
| 18 | V Manju Sri | 3000 | 0.07% |
| 19 | V Soubhagya Lakshmi | 2500 | 0.06% |
| 20 | K Venkateswara Rao | 2500 | 0.06% |
| 21 | K Sekhar | 2500 | 0.06% |
| 22 | K Sudeesh | 15000 | 0.33% |
| 23 | K Sobha Devi | 5000 | 0.11% |
| 24 | E Rama Krishna | 2500 | 0.06% |
| 25 | E Vijaya Lakshmi | 2500 | 0.06% |
| 26 | E Shyam | 2500 | 0.06% |
| 27 | E Nikhil | 2500 | 0.06% |
| 28 | U V Bhopal | 25000 | 0.56% |
| 29 | N B Prasad | 25000 | 0.56% |
| 30 | V Venkateswarulu | 5500 | 0.12% |
| 31 | G Nageswara Rao | 2500 | 0.06% |
| 32 | Ch. Sitaramayya | 2500 | 0.06% |
| 33 | G Mangamma | 2500 | 0.06% |
| 34 | G Basava Punnaiah | 2500 | 0.06% |
| 35 | K Rupa | 20700 | 0.46% |
| 36 | K Sudheer | 3500 | 0.08% |
| 37 | Karumanchi Kishore | 2500 | 0.06% |
| 38 | Surapaneni Suramma | 3500 | 0.08% |
| 39 | K Koteswara Rao | 3500 | 0.08% |
| 40 | K Ramesh | 2500 | 0.06% |
| 41 | K Ajay Kumar | 3500 | 0.08% |




| | | | |
|----|----------------------------------|-------|-------|
| 42 | K Vijay Kumar | 3500 | 0.08% |
| 43 | Kondapanini Lakshmaiah | 2500 | 0.06% |
| 44 | Kondapaneni Pattyya | 2500 | 0.06% |
| 45 | K Yasoda Devi | 2500 | 0.06% |
| 46 | Gogineni Siva Kumar | 5000 | 0.11% |
| 47 | Gogineni Lakshmi Devi | 5000 | 0.11% |
| 48 | Gogineni Harish | 12500 | 0.28% |
| 49 | Alapati Usha Rani | 5000 | 0.11% |
| 50 | Nannapaneni Sivannarayana | 5000 | 0.11% |
| 51 | Alapati Sambasiva Rao | 7500 | 0.17% |
| 52 | Gogineni Rama Krishna | 10000 | 0.22% |
| 53 | Parvathaneni Rani | 5000 | 0.11% |
| 54 | Anne Pushpalata | 6000 | 0.13% |
| 55 | M Ram Prasad | 5500 | 0.12% |
| 56 | M R Patrudu | 3500 | 0.08% |
| 57 | C K Kurma Kose | 3500 | 0.08% |
| 58 | Aleyana Kuria Kose | 3500 | 0.08% |
| 59 | M V P Patrudu | 3500 | 0.08% |
| 60 | P venkata Narasamma | 3500 | 0.08% |
| 61 | M Krishna Swamy | 3500 | 0.08% |
| 62 | M N Patrudu | 3500 | 0.08% |
| 63 | M S N Patrudu | 3500 | 0.08% |
| 64 | M Bangaramma | 3500 | 0.08% |
| 65 | T Ravindra Kumar | 3500 | 0.08% |
| 66 | C K Mohan | 3500 | 0.08% |
| 67 | C K Elizabeth | 3500 | 0.08% |
| 68 | B J J Raju | 3500 | 0.08% |
| 69 | A Ashok | 7500 | 0.17% |
| 70 | A Annie | 2500 | 0.06% |
| 71 | N Vijay Kumar | 7500 | 0.17% |
| 72 | Yarlagadda Sanmukha Rao | 3500 | 0.08% |
| 73 | Yarlagadda Narendra Prasad | 3500 | 0.08% |
| 74 | P Ch Srinvasa Murthy | 3500 | 0.08% |
| 75 | S Sai Babu | 3500 | 0.08% |
| 76 | K Venu Gopala | 3500 | 0.08% |
| 77 | Parvathaneni Chnadra Babu | 3500 | 0.08% |
| 78 | Y Chidambara Prasad | 3500 | 0.08% |
| 79 | V S Krishna | 3500 | 0.08% |
| 80 | K Amar Kumar | 6000 | 0.13% |
| 81 | B Lalitha | 2500 | 0.06% |
| 82 | V Venkaiah | 3500 | 0.08% |
| 83 | N Ajay Kumar | 3500 | 0.08% |
| 84 | V subhash Chandra Bose | 2500 | 0.06% |
| 85 | T Anand Rao | 2500 | 0.06% |
| 86 | D V K Vachari | 3500 | 0.08% |
| 87 | V Satyanarayan Babu | 3000 | 0.07% |
| 88 | D Indira Devi | 3000 | 0.07% |
| 89 | Makena Sivannarayana Gandhi | 3000 | 0.07% |
| 90 | Makena Rajeswar Patrudu | 3000 | 0.07% |
| 91 | Makena Lakshmi Narasimha Patrudu | 3000 | 0.07% |




| | | | |
|-----|-----------------------------|-------|-------|
| 92 | Alluri Adarsh | 5000 | 0.11% |
| 93 | A vishal | 2500 | 0.06% |
| 94 | A Ashok | 2500 | 0.06% |
| 95 | Sophia Vesley | 2500 | 0.06% |
| 96 | Marupille Prasad Rao | 2500 | 0.06% |
| 97 | Potina Nagasinga Rao | 2500 | 0.06% |
| 98 | Marupille Yella Rao | 2500 | 0.06% |
| 99 | Pothina Jaya Krishna Prasad | 2500 | 0.06% |
| 100 | Ilupalle Simhachalam | 2500 | 0.06% |
| 101 | Sakineti Satyanarana Raju | 2500 | 0.06% |
| 102 | Yegukuri Venkata Kumar Raj | 2500 | 0.06% |
| 103 | Kurekalli Venkat Rao | 2500 | 0.06% |
| 104 | Marupille Narasimham | 3000 | 0.07% |
| 105 | Marupille Chinnayya Patrudu | 3500 | 0.08% |
| 106 | Gottipati Surendra Kumar | 7000 | 0.16% |
| 107 | Gottipati Jamuna Devi | 7000 | 0.16% |
| 108 | A Sai Babuji | 5000 | 0.11% |
| 109 | S Rajeswara Rao | 5000 | 0.11% |
| 110 | N Padmaja | 5000 | 0.11% |
| 111 | S Jagapathi Rao | 5000 | 0.11% |
| 112 | D Ram Mohan Rao | 5000 | 0.11% |
| 113 | D Sheela | 15000 | 0.33% |
| 114 | D Rama Chandar Rao | 3000 | 0.07% |
| 115 | V Ranga Rao | 3500 | 0.08% |
| 116 | V Ratnagiri Rao | 3500 | 0.08% |
| 117 | A Baby Sarojini | 10000 | 0.22% |
| 118 | D Pallavi | 10000 | 0.22% |
| 119 | K Saraswathamma | 2500 | 0.06% |
| 120 | K Pulleiah Chowdary | 2500 | 0.06% |
| 121 | K Nagaraja Reddy | 3500 | 0.08% |
| 122 | C Janardhan Raju | 2500 | 0.06% |
| 123 | V Venkateswarlu | 2500 | 0.06% |
| 124 | Madala Abbai naidu | 2500 | 0.06% |
| 125 | Mullangi Venkata Ramaiah | 3500 | 0.08% |
| 126 | Mullangi Seshayya | 2500 | 0.06% |
| 127 | Mudala Srinivasulu | 2500 | 0.06% |
| 128 | V Venkateswarulu | 3500 | 0.08% |
| 129 | Mullangi Mallikarjun | 3500 | 0.08% |
| 130 | Swarna Sudhakar | 2500 | 0.06% |
| 131 | Swarna Pochala Naidu | 2500 | 0.06% |
| 132 | Alluru Ragapa naidu | 3500 | 0.08% |
| 133 | Alluru Chinamastana Naidu | 4500 | 0.10% |
| 134 | K Venkaiah | 2500 | 0.06% |
| 135 | K Suneeta | 2500 | 0.06% |
| 136 | Ve Seshayya | 2500 | 0.06% |
| 137 | N Sarojinamma | 2500 | 0.06% |
| 138 | P Adishesha Reddy | 3500 | 0.08% |
| 139 | Battina Venkatarayana | 3500 | 0.08% |
| 140 | Tummula Venkayya | 2500 | 0.06% |
| 141 | Chadalavada Balakrishna | 2500 | 0.06% |




| | | | |
|-----|------------------------------|-------|-------|
| 142 | Unnam Hyamvathi | 3500 | 0.08% |
| 143 | Vallu Dayakar Naidu | 2500 | 0.06% |
| 144 | V Sunanda | 2500 | 0.06% |
| 145 | K Narasimha Rao | 2500 | 0.06% |
| 146 | K Bujjamma | 2500 | 0.06% |
| 147 | K Subbanaidu | 2500 | 0.06% |
| 148 | K Venkata Ramamma | 2500 | 0.06% |
| 149 | B Padmavathi | 2500 | 0.06% |
| 150 | B V Sudhakar | 2500 | 0.06% |
| 151 | M Harsha Vardhan | 20000 | 0.45% |
| 152 | K Srinivasulu | 2500 | 0.06% |
| 153 | K Lakshmi | 2500 | 0.06% |
| 154 | G Naidaiiah | 2500 | 0.06% |
| 155 | G Retnam | 2500 | 0.06% |
| 156 | K Ravi | 2500 | 0.06% |
| 157 | K Rama Koteswara Rao | 2500 | 0.06% |
| 158 | Kamsu Bala | 2500 | 0.06% |
| 159 | A Venkateswaralu | 2500 | 0.06% |
| 160 | M Prabhakar | 2500 | 0.06% |
| 161 | M Mastanaiah | 2500 | 0.06% |
| 162 | M Chandra Sekhar | 2500 | 0.06% |
| 163 | V Vijay Bhaskar | 2500 | 0.06% |
| 164 | Alluri Mohan | 2500 | 0.06% |
| 165 | Lankapalli Venkatarammayya | 2500 | 0.06% |
| 166 | Godaverthi Subbanaidu | 2500 | 0.06% |
| 167 | Godavarthi Desayya Naidu | 2500 | 0.06% |
| 168 | Veerapalli Krishnaya | 2500 | 0.06% |
| 169 | Tummala Bala Gangadhar Tilak | 2500 | 0.06% |
| 170 | Tummala Sobha Rani | 2500 | 0.06% |
| 171 | Adusumalli Parvathi Devi | 2500 | 0.06% |
| 172 | VELURI VASUNDHARA | 9000 | 0.20% |
| 173 | BOYAPATI KRISHNAMMA | 2500 | 0.06% |
| 174 | KANDIMALA KRISHNAMMA | 2500 | 0.06% |
| 175 | KANDIMALA SRIDEVI | 2500 | 0.06% |
| 176 | VELURI KESAVA CHOWDARY | 7500 | 0.17% |
| 177 | T RAGHAVA PRASAD | 18000 | 0.40% |
| 178 | T SURYA PRASAD | 18200 | 0.41% |
| 179 | T ACHUTA PRASAD | 15500 | 0.35% |
| 180 | T JEJI PRASAD | 12500 | 0.28% |
| 181 | T ESWAR | 3800 | 0.08% |
| 182 | T ADITYA | 3700 | 0.08% |
| 183 | T PARDHA SARADHI | 15500 | 0.35% |
| 184 | M SIVARAM PRASAD | 8500 | 0.19% |
| 185 | S VENKATA RATNAM | 12000 | 0.27% |
| 186 | B S BENERJEE | 9500 | 0.21% |
| 187 | B ARUN KUMAR | 12000 | 0.27% |
| 188 | B PRIDHVI KRISHNA | 6000 | 0.13% |
| 189 | B RAMA KRISHNA | 6000 | 0.13% |
| 190 | M VARALAKSHMI | 20000 | 0.45% |
| 191 | K KESAVA RAO | 6000 | 0.13% |



| | | | |
|-----|------------------------|--------|-------|
| 192 | K RAMALINGA PRASAD | 6000 | 0.13% |
| 193 | K CHAITANYA | 6000 | 0.13% |
| 194 | K NIRMALA | 6000 | 0.13% |
| 195 | K VENKATA BULLEMA | 6000 | 0.13% |
| 196 | LAVAU BHAVANI | 12000 | 0.27% |
| 197 | LVVR PRASAD | 12000 | 0.27% |
| 198 | K V P BASAVESWARA RAO | 5000 | 0.11% |
| 199 | K PRAMEELA RANI | 5000 | 0.11% |
| 200 | KVK SIVA SRINIVAS | 5000 | 0.11% |
| 201 | K BHAVANI | 5000 | 0.11% |
| 202 | K KISHORE KUMAR | 6000 | 0.13% |
| 203 | K SWARNA GOWRI | 3500 | 0.08% |
| 204 | G S GIRI | 6000 | 0.13% |
| 205 | SVPKN JANARADHAN RAO | 6000 | 0.13% |
| 206 | N ARCHANA | 6000 | 0.13% |
| 207 | N ANUSHA | 6000 | 0.13% |
| 208 | Y PADMAJA | 7000 | 0.16% |
| 209 | KOLLI GOVERDHANRAO | 19000 | 0.42% |
| 210 | K KEERTI SWAROOPA RANI | 19000 | 0.42% |
| 211 | K BINOD KUMAR | 6000 | 0.13% |
| 212 | K SUSHEEL KUMAR | 6000 | 0.13% |
| 213 | N SWARAJYA LAKSHMI | 6000 | 0.13% |
| 214 | M RAJESWARI | 6000 | 0.13% |
| 215 | M KRISHNA KUMARI | 3500 | 0.08% |
| 216 | TVSS PRASAD | 3500 | 0.08% |
| 217 | T SRI LAKSHMI | 3500 | 0.08% |
| 218 | T VENKATEWARA RAO | 3500 | 0.08% |
| 219 | T NAGA SRINIVAS | 3500 | 0.08% |
| 220 | M MOHAN | 3500 | 0.08% |
| 221 | M KISHORE | 3500 | 0.08% |
| 222 | C TRISHANT | 3500 | 0.08% |
| 223 | C SUMITRA | 3500 | 0.08% |
| 224 | P VENKATA SRI RAM | 3500 | 0.08% |
| 225 | P SREE LEHYA | 3500 | 0.08% |
| 226 | Y BHANU | 3500 | 0.08% |
| 227 | Y SRIKRISHNA | 2600 | 0.06% |
| 228 | VENUS FISHERIES LTD | 130000 | 2.90% |
| 229 | KINGS INTL AQUA | 100000 | 2.23% |
| 230 | K NAGENDRA RAO | 6000 | 0.13% |
| 231 | PSN PRASAD | 6400 | 0.14% |
| 232 | Y SWARNA | 5000 | 0.11% |
| 233 | Y VENKATA SIVA KUMAR | 2500 | 0.06% |
| 234 | Y VIJAYALAKSHMI | 5000 | 0.11% |
| 235 | T PRAKASH CHANDRA | 2500 | 0.06% |
| 236 | T SARADHA KUMAR | 2500 | 0.06% |
| 237 | T RAJESWARI | 2500 | 0.06% |
| 238 | T ARYANI | 2500 | 0.06% |
| 239 | T VANI | 2500 | 0.06% |
| 240 | T VENKAIAH CHOWDRY | 2500 | 0.06% |
| 241 | T RAJKUMAR | 2500 | 0.06% |




| | | | |
|-----|--------------------|----------------|---------------|
| 242 | T SRUTHI | 2500 | 0.06% |
| 243 | CHENCHAMMA | 2500 | 0.06% |
| 244 | G SESHAPU NAIDU | 2500 | 0.06% |
| 245 | KANDIMALLA YADAMMA | 2500 | 0.06% |
| 246 | BOYAPATI YADAMMA | 2500 | 0.06% |
| 247 | K VENKALIAH NAIDU | 2500 | 0.06% |
| 248 | K NAGESWARA RAO | 2500 | 0.06% |
| 249 | K VENKATA RAO | 2500 | 0.06% |
| 250 | P CHANDRA SEKHAR | 2500 | 0.06% |
| 251 | V BANGARAJU | 2500 | 0.06% |
| 252 | B BHASKAR RAJU | 2500 | 0.06% |
| 253 | P VASTALA | 2500 | 0.06% |
| 254 | K VK DEEPIKA | 5000 | 0.11% |
| | Total | 1474100 | 32.89% |




(I)(c) **Statement showing Shareholding of persons belonging to the category
"Public" and holding more than 1% of the total number of shares**

| Sr. No. | Name of the shareholder | Number of shares | Shares as a percentage of total number of shares (i.e., Grand Total (A)+(B)+(C) indicated in Statement at para (I)(a) above) |
|---------|--|------------------|--|
| 1 | Prabhudas K Patcl | 47400 | 0.01 |
| 2 | Anil D Majithia | 79000 | 0.02 |
| 3 | Haresh J Acharya | 120500 | 0.03 |
| 4 | Karnavatik Safe Deposit Vaults Private Limited | 185300 | 0.04 |
| 5 | APIDC Venture Capital Limited | 148200 | 0.03 |
| 6 | Sree Rayalaseema Power Corporation Limited | 98800 | 0.02 |
| 7 | Vipur Ashok Kumar Takkar | 98800 | 0.02 |
| 8 | Ramila Ben D Thakkar | 98800 | 0.02 |
| 9 | H M Thakkar | 98800 | 0.02 |
| 10 | Canara Credit Limited | 74100 | 0.02 |
| | Total | 1049700 | 0.23 |




(I)(d) Statement showing details of locked-in shares

| Sr. No. | Name of the shareholder | Number of locked-in shares | Locked-in shares as a percentage of total number of shares {i.e., Grand Total (A)+(B)+(C) indicated in Statement at para (I)(a) above} |
|---------|-------------------------|----------------------------|--|
| NIL | | | |




(II)(a) Statement showing details of Depository Receipts (DRs)

| Sr. No. | Type of outstanding DR (ADRs, GDRs, SDRs, etc.) | Number of outstanding DRs | Number of shares underlying outstanding DRs | Shares underlying outstanding DRs as a percentage of total number of shares {i.e., Grand Total (A)+(B)+(C) indicated in Statement at para (I)(a) above} |
|---------|---|---------------------------|---|---|
| | | | | |
| | | | | |
| | | NIL | | |
| | | | | |
| | | | | |
| | | | | |



(II)(b) Statement showing Holding of Depository Receipts (DRs), where underlying shares are in excess of 1% of the total number of shares

| Sr. No. | Name of the DR Holder | Type of outstanding DR (ADRs, GDRs, SDRs, etc.) | Number of shares underlying outstanding DRs | Shares underlying outstanding DRs as a percentage of total number of shares {i.e., Grand Total (A)+(B)+(C) indicated in Statement at para (I)(a) above} |
|---------|-----------------------|---|---|---|
| | | | | |
| | | | | |
| | | NIL | | |
| | | | | |
| | | | | |
| | | | | |



2